



Village of WILLOWBROOK

WATER HEATER, FURNACE, AND AIR CONDITIONING

Mayor

Frank A. Trilla

Village Clerk

Deborah Hahn

Village Trustees

Mark L. Astrella

Sue Berglund

Umberto Davi

Michael Mistele

Gayle Neal

Gregory Ruffolo

Village Administrator

Sean Halloran

Chief of Police

Lauren Kaspar

PERMIT APPLICATION

- ☐ Complete a general permit application with all pertinent contractor information.
- ☐ Complete the plumbing permit application and provide a copy of the plumber's State contractor's license and a letter of intent. For water heater installation only.
- ☐ Mechanical contractors will need to provide a certificate of insurance naming the Village of Willowbrook as certificate holder.

SUBMITTAL REQUIREMENTS

- ☐ Manufacturers specification sheets to be provided at time of permit submittal.
- ☐ Signed copy of contract by Property Owner if hiring a contractor. If the Property Owner is completing the project, please provide a scope of work.

WATER HEATER GENERAL REQUIREMENTS

- Water heaters need to have an approved metallic pipe used for the pressure relief system.
- A floor drain is required in the room that the water heater is located in with a p-trap.
- Per the 2017 National Electrical Code a copper wire needs to be clamped and installed bonding of the hot and cold lines and gas line.
 - For a 100-amp service, a #8 copper wire needs to connect the hot water, cold water and gas lines.
 - For a 200-amp service, a #4 copper wire needs to connect the hot water, cold water and gas lines.
- An approved gas shutoff with trap must be dedicated and installed for the water heater.
- The water heater must have approved venting. If the venting is metal, three screws must be present at each joint.
- If a tankless water heater is proposed, the following must be provided:
 - Gas pipe diagram including size and length of all pipe along with total BTU's of each gas fired appliance on the property.
 - Nicor Gas load letter to verify if the gas meter is properly sized to accommodate the new demand of the tankless water heater.
 - Indicate the location of the water heater within the residence.

FURNACE AND AIR CONDITIONING REQUIREMENTS

- Comply with Manufacturers specification for furnace installation including but not limited to service and combustible distances, ventilation etc.
- Where a sediment trap is not incorporated as part of the appliance, a sediment trap shall be installed downstream of the appliance shutoff valve as close to the inlet of the appliance as practical. The sediment trap shall be either a tee fitting having a capped nipple of any length installed vertically in the bottommost opening of the tee as illustrated or other device approved as an effective sediment trap. Illuminating appliances, ranges, clothes dryers, decorative vented appliances for installation in vented fireplaces, gas fireplaces and outdoor grills need not be so equipped.



Proud Member of the
Illinois Route 66 Scenic Byway



Village of WILLOWBROOK

Mayor

Frank A. Trilla

Village Clerk

Deborah Hahn

Village Trustees

Mark L. Astrella

Sue Berglund

Umberto Davi

Michael Mistele

Gayle Neal

Gregory Ruffolo

Village Administrator

Sean Halloran

Chief of Police

Lauren Kaspar



Proud Member of the
Illinois Route 66 Scenic Byway

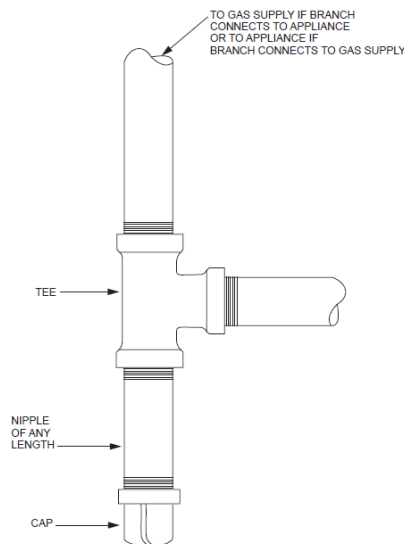
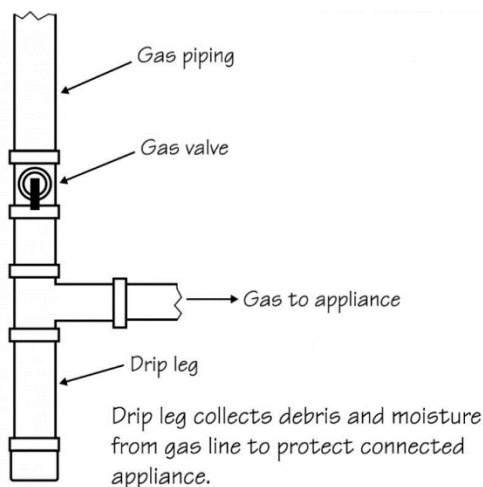


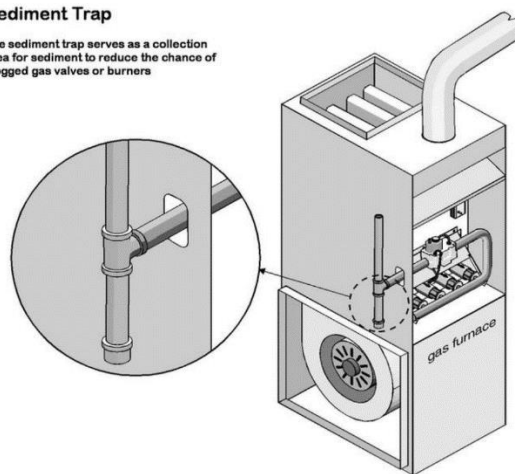
FIGURE 408.4
METHOD OF INSTALLING A TEE FITTING SEDIMENT TRAP

- The shutoff valve shall be located in the same room as the appliance. The shutoff valve shall be within six (6) feet of the appliance, and shall be installed upstream of the union, connector or quick disconnect device it serves. Such shutoff valves shall be provided with access. Shutoff valves serving movable appliances, such as cooking appliances.



Sediment Trap

The sediment trap serves as a collection area for sediment to reduce the chance of clogged gas valves or burners





Village of WILLOWBROOK

Mayor

Frank A. Trilla

Village Clerk

Deborah Hahn

Village Trustees

Mark L. Astrella

Sue Berglund

Umberto Davi

Michael Mistele

Gayle Neal

Gregory Ruffolo

Village Administrator

Sean Halloran

Chief of Police

Lauren Kaspar

☐ **MUST COMPLY WITH THE FOLLOWING CODES:**

- 2018 International Residential Code
- 2018 International Mechanical Code
- 2018 International Fuel Gas Code.
- 2014 Illinois Plumbing Code
- 2017 National Electrical Code

☐ **REQUIRED INSPECTIONS:**

- Final Plumbing
- Final Mechanical

☐ **SCHEDULING INSPECTIONS:**

Please call Community Development at (630) 920-2240 for final inspection. Please have the permit number and site address ready. In addition, please allow a minimum of 24 hours when scheduling an inspection. Inspections are performed Monday, Wednesday, and Friday 9am to 12pm.

I hereby certify that I have read and understand all the regulations and requirements, and I agree to comply with all the regulations contained herein.

Signature: _____ **Date:** _____



Proud Member of the
Illinois Route 66 Scenic Byway