



AGENDA

REGULAR MEETING OF THE FINANCE AND ADMINISTRATION COMMITTEE OF THE VILLAGE OF WILLOWBROOK TO BE HELD ON MONDAY, JUNE 8, 2020, AT 5:30 P.M. AT THE VILLAGE HALL, 835 MIDWAY DRIVE, IN THE VILLAGE OF WILLOWBROOK, DUPAGE COUNTY, ILLINOIS.

DUE TO THE COVID 19 PANDEMIC THE VILLAGE OFFICES WILL BE CLOSED AND THE VILLAGE WILL BE UTILIZING A CONFERENCE CALL FOR THIS MEETING.

THE PUBLIC CAN UTILIZE THE FOLLOWING CALL IN NUMBER:

Dial in Phone Number: 312-626-6799
Meeting ID: 824 0504 3197

Written public comments can be submitted by 5:00 pm on Monday, June 8, 2020 and the meeting password can be obtained by emailing cdittman@willowbrook.il.us.

1. CALL TO ORDER
2. ROLL CALL
3. APPROVAL OF MINUTES:
May 11, 2020 Regular Meeting of the Finance & Administration Committee
4. DISCUSSION – Comparable Community Salary Survey & Village Pay Structure
 - a. Village Pay Structure
 - Exhibit 1 – Current Village Pay Grades – 9 Year Step w/ 1.7% COLA
 - Exhibit 2 – Expanded Village Pay Grades – 9 Year Step w/ 1.7% COLA – 10% increase between grades – level dollar annual increases
 - Exhibit 3 - Expanded Village Pay Grades – 9 Year Step w/ 1.7% COLA – 10% increase between grades – 4% annual pay increases
 - b. Comparable Community Survey
 - Exhibit 4 – Comparable Communities (7) – presented 5/11/20
 - Exhibit 5 – Comparable Communities (12) – expanded 6/8/20
5. REPORT – Monthly Disbursement Reports – May 2020
6. REPORT – Sales Tax, Business District Sales Tax, Income Tax, Utility Tax, Local Gas Tax, Places of Eating Tax, Fines, Red Light Fines, Building Permits, Water Revenues, Hotel/Motel Tax and Motor Fuel Tax
7. VISITOR'S BUSINESS
8. COMMUNICATIONS
9. ADJOURNMENT

Mayor

Frank A. Trilla

Village Clerk

Leroy R. Hansen

Village Trustees

Sue Berglund

Umberto Davi

Terrence Kelly

Michael Mistele

Gayle Neal

Paul Oggerino

Village Administrator

Brian Pabst

Chief of Police

Robert Schaller

Director of Finance

Carrie Dittman



Proud Member of the
Illinois Route 66 Scenic Byway

MINUTES OF THE REGULAR MEETING OF THE FINANCE AND ADMINISTRATION COMMITTEE OF THE VILLAGE OF WILLOWBROOK HELD ON MONDAY, MAY 11, 2020 AT 5:30 P.M. AT THE VILLAGE HALL, 835 MIDWAY DRIVE, WILLOWBROOK, ILLINOIS.

DUE TO THE COVID 19 PANDEMIC THE VILLAGE OFFICES WILL BE CLOSED AND THE VILLAGE WILL BE UTILIZING A CONFERENCE CALL FOR THIS MEETING

1. CALL TO ORDER

The meeting was called to order by Trustee Mistele at 5:34 p.m.

2. ROLL CALL

Those present at roll call were Chairwoman Sue Berglund, Trustee Michael Mistele, Trustee Paul Oggerino, Director of Finance Carrie Dittman, Village Administrator Brian Pabst, and Assistant Village Administrator Michael Mertens.

3. APPROVAL OF MINUTES

Minutes of the Regular Meeting of the Finance & Administration Committee held on Monday, March 9, 2020 were reviewed.

Motion to approve the minutes made by Trustee Mistele, seconded by Trustee Oggerino. Motion carried.

4. APPROVAL – Dependent Verification Engagement Letter - DSI

Director Dittman gave the Committee an overview of a new requirement handed down by our health insurance pool, IPBC. IPBC is requiring each member to have a dependent audit conducted by December 31, 2020. They have recommended to the membership Dependent Specialists, Inc. (DSI) to conduct the audit, whereby DSI will contact each employee/retiree on the health plan that has dependents and verify documentation that the dependents are eligible to be on the plan. DSI has a fixed fee of \$3,000 for an organization the size of the Village of Willowbrook. The audit would be expected to commence July 1 and take about 60 days to complete.

Motion to approve the engagement letter with DSI for dependent audit made by Chairwoman Berglund, seconded by Trustee Mistele. Motion carried.

5. APPROVAL – Appropriation Ordinance

Director Dittman reminded the Committee that the Village follows the Appropriation Act and each year must adopt an appropriation ordinance within the first quarter of the new fiscal year. The ordinance does not replace the operating budget but provides the legal level of spending authority for the Village. Operating budget amounts are doubled to form the appropriation. The ordinance is also being reviewed by the Village Attorney and with the Committee's approval will be placed on the May 26, 2020 board meeting agenda for Village Board approval.

Motion to approve the appropriation ordinance made by Trustee Mistele, second by Chairwoman Berglund. Motion carried.

6. DISCUSSION – GFOA Budget Award Submission for May 1, 2020 – April 30, 2021 budget

Director Dittman informed the Committee that although the Village Board just approved the FY 2020/21 Operating Budget, that is not the final document that is submitted to the Government Finance Officers Association (GFOA) for consideration of the Distinguished Budget Presentation Award. The Director of Finance, with some assistance from the other departments, adds numerous qualitative data to the operating budget, roughly tripling its size, including narrative discussions, graphs, tables, departmental goals and objectives and performance measures, capital asset information and statistical data. The Village has received 18 consecutive budget awards, the last one being for the FY 2019/20 budget. Director Dittman survey the Committee if they wanted staff to pursue the budget award for the most recent budget, and they agreed to have staff prepare the document as in the past.

7. REPORT – Monthly Disbursement Reports – March and April 2020

The Committee reviewed and accepted the disbursement reports for the months and key items are highlighted below:

- Total cash outlay for all Village funds –fiscal Year to Date is \$13,651,935. Includes handwritten checks totaling \$8,166 and \$50,896 (for emergency computer purchase and Town Center Developer note, both approved separately by the Village Board).
- Payroll monthly total for active employees including all funds - \$276,702 and \$267,441 (2 payrolls each month). The average payroll for the year was \$151,443, which is a 1.28% decrease from the prior fiscal year.
- Average daily outlay of cash for all Village funds for the current months: \$25,918 and \$31,625. Daily average fiscal YTD: \$37,299. Average monthly cash outlay for all Village funds fiscal year to date (FYTD): \$1,137,661.
- Average daily expenditures for the General Fund only: \$19,121 and \$23,489. Fiscal YTD average is \$25,995 which is a 1.91% increase from the prior year.

8. REPORT – Sales Tax, Business District Sales Tax, Income Tax, Utility Tax, Places of Eating Tax, Fines, Red Light Fines, Building Permits, Water Revenues, Hotel/Motel Tax and Motor Fuel Tax

The Committee reviewed and accepted the revenue trend reports for March and April and key items are highlighted below:

- Sales tax receipts - \$4,457,359 YTD up 9.27% from the prior year. Trending 11.43% over budget. The budget was increased this fiscal year by \$400,000. Next year's budget was dropped \$500,000 to \$3.5 million due to the pandemic. The Village will not see the effects of that until June/July since the state is 3 months behind in remittances.
- Business District sales tax receipts - Year to date is \$677,132, 36.88% above the prior year and 52.7% over budget. This represents collections of the 1.0% sales tax collected in the Village's new business district. The restricted revenue comes from the Town Center & Pete's Fresh Market developments.
- Income Tax receipts - \$927,000 YTD up 11.8% compared to the prior year, 13.7% over budget. Director Dittman relayed that we budgeted for a continued 5% reduction in income taxes due to the state's reduction of 5%.
- Utility tax receipts - \$842,069 YTD down 8.04% from the prior year, 6.2% under budget, consisting of:
 - Telecomm tax - down 8.7%
 - Northern IL gas – down 7.99%

- ComEd - down 8.15%
- Places of Eating Tax receipts - \$537,640 YTD up 1.67% compared to the prior year, trending 7.53% over budget.
- Fines - \$141,841 YTD up 7.51% compared with the prior year, 13.47% over budget. Fines come from County distributions and local fine tickets written by Village police officers. Director Dittman noted that we are now breaking fine revenue down by overweight fines, DUI fines, local fines and other fines collected by DuPage County.
- Red Light Fines – \$717,155 down 23.06% from the record setting prior year receipts, trending 19.5% over budget. All three approaches are live.
- Building Permit receipts - \$611,905 YTD down 13.82% from the prior year, 122.51% over budget. Much of this is due to one-time, non-recurring projects that occurred this time last year, which has been excluded to arrive at the budgeted amount. In April 2020, receipts of \$146,598 were due to the permit issued for Compass Arena.
- Water sales receipts - \$3,197,099 YTD down 3.37% from the prior year, 0.09% below budget.
- Hotel/Motel Tax receipts - \$240,232, 5.01% lower compared with the prior year. The revenue is trending at 3.1% lower than budget. The additional 1% tax became effective November 1, which began to appear in December collections. Three of the four hotels are open and active.
- Motor Fuel Tax receipts - \$308,715 YTD, up 41.98% from the prior year, 42% above budget. Since September we are now receiving 2 payments each month: the normal distribution plus the additional distribution of the new Transportation Renewal Fund dollars. This is a portion of the \$0.19/gallon tax that was instituted by the state of Illinois beginning July 1, 2019 (payments to the Village beginning in September).

9. VISITOR'S BUSINESS

There were no visitors present.

10. COMMUNICATIONS

There were no communications.

11. ADJOURNMENT

Motion to adjourn at 6:15 p.m. was made by Trustee Mistele, seconded by Chairwoman Berglund. Motion carried.

(Minutes transcribed by Carrie Dittman)

**FINANCE & ADMINISTRATION COMMITTEE MEETING
AGENDA ITEM SUMMARY SHEET**

4a

AGENDA ITEM DESCRIPTION

Comparable Community Salary Survey & Village Pay Structure

COMMITTEE REVIEW

- ☒ Finance/Administration
☐ Municipal Services
☐ Public Safety

Meeting Date: 6/8/20

- | | |
|---|---|
| <input checked="" type="checkbox"/> Discussion Only | <input type="checkbox"/> Approval of Staff Recommendation (for consideration by Village Board at a later date) |
| <input type="checkbox"/> Seeking Feedback | <input type="checkbox"/> Approval of Staff Recommendation (for <u>immediate</u> consideration by Village Board) |
| <input type="checkbox"/> Regular Report | <input type="checkbox"/> Report/documents requested by Committee |

BACKGROUND

Staff was directed to conduct a non-sworn employee salary survey as a part of FY 20/21 budget discussions and for future consideration. This report was presented to the Village Board at the May 11, 2020 meeting.

The survey results indicate that the Village of Willowbrook is under the average salary ranges in most categories. Additionally, most of the comparable communities gave both a pay raise and a range adjustment (referred to as inflation, COLA, or simple adjustment) at a higher percentage rate as their goal is to have employees top out in 7-10 years. It should also be noted that in most communities, all employees receive the inflation / COLA adjustment, except for those that are at the top of their range. The Village of Willowbrook's long standing adopted goal is to reach the top of an employee pay range in 15 years; therefore, the corresponding year range adjustment is less, or in some cases, zero.

As discussed at the May 11th Board meeting, the long-standing policy for Village of Willowbrook was to move the minimum and maximum of each pay grade based on the prior year's ending six-month inflation rate, however, not all employees would receive that adjustment depending on where they originally fell within the range. Those employees with experience that were hired or promoted to a position resulting in their starting salary above the bottom of the range, would receive fewer, if any, inflationary adjustments. The adjustment for Fiscal Year 2019/20 was 1.9% and for Fiscal Year 2020/21 is meant to be adjusted at 1.7%. This inflation adjustment has been lower on average than the comparable community's COLA and /or wage adjustment. In addition, Willowbrook employees are moved within the pay grade based on length of employment assuming a 15-year step plan.

Based on the findings, staff was then directed to refine the analysis to include a shorter length of time to move through the range and to provide solutions to the existing issues for Finance Committee consideration. Per direction of the Committee, staff updated the original survey by utilizing comparable communities post May 1st pay data. In addition to updating the current survey, staff was asked to provide a survey that would include the municipalities we historically used (Burr Ridge, Clarendon Hills, Hinsdale, and Oak Brook).

In addition to the surveys, staff has prepared exhibits to assist with adopting a more competitive plan moving forward.

STAFF RECOMMENDATION

For discussion and Board direction purposes, staff would like to address the following issues:

1. Use the comparable communities to determine:
 - a. Should the Village remain at the 60th percentile?
 - b. What number of years should be used to reach the top of a range?
 - c. Bracket development, e.g. number of grades within the bracket; starting salary; ending salary; overlap; what, if any, monetary change would occur if at the top (bonus).
2. Develop a policy regarding identifying the yearly pay raises that utilizes the comparable community average or adopted percentile.
3. Develop a process to reward star performers, i.e. additional percentage, or bonus; Administrator recommends to Board for approval?

VILLAGE OF WILLOWBROOK NON-UNION EMPLOYEE - 9 YEAR STEP PLAN

EXHIBIT 1

PAY RANGES BASED ON 2020/21 MINIMUM AND MAXIMUM (1.7% COLA APPLIED TO RANGES)
LEVEL ANNUAL PAY INCREASES IN DOLLARS

Pay Grade	Positions Included	Diff Between Grades' Starting Pay	Year 1	Year 2	Year 3	Year 4	Year 5	Year 6	Year 7	Year 8	Year 9	Total Change	Approx. Annual Inc
3	Police Secretary Public Works Secretary Building/Zoning Secretary		45,158	47,499 5.18%	49,840 4.93%	52,181 4.70%	54,522 4.49%	56,863 4.29%	59,204 4.12%	61,545 3.95%	63,889 3.81%	18,731	2,341
5	Public Works Maintenance Worker Finance Analyst	4,597 10.18%	49,755	52,146 4.81%	54,537 4.59%	56,928 4.38%	59,319 4.20%	61,710 4.03%	64,101 3.87%	66,492 3.73%	68,883 3.60%	19,128	2,391
6	Exec Secretary/Deputy Clerk Police Secretary /Accreditation Mgr. Management Analyst - vacant	6,115 12.29%	55,870	58,691 5.05%	61,512 4.81%	64,333 4.59%	67,154 4.38%	69,975 4.20%	72,796 4.03%	75,617 3.88%	78,438 3.73%	22,568	2,821
8	Building Inspector - vacant Asst to the Village Administrator - vacant	4,063 7.27%	59,933	63,060 5.22%	66,187 4.96%	69,314 4.72%	72,441 4.51%	75,568 4.32%	78,695 4.14%	81,822 3.97%	84,945 3.82%	25,012	3,127
9	Public Works Foreman	6,581 10.98%	66,514	69,617 4.67%	72,720 4.46%	75,823 4.27%	78,926 4.09%	82,029 3.93%	85,132 3.78%	88,235 3.64%	91,339 3.52%	24,825	3,103
10	Supt. of Public Works Building Official	10,409 15.65%	76,923	79,638 3.53%	82,353 3.41%	85,068 3.30%	87,783 3.19%	90,498 3.09%	93,213 3.00%	95,928 2.91%	98,646 2.83%	21,723	2,715
11	Supt. of Parks & Recreation (FT) - vacant		no positions in this grade for several years										
12	Deputy Police Chief Asst. Village Administrator	16,387 21.30%	93,310	97,202 4.17%	101,094 4.00%	104,986 3.85%	108,878 3.71%	112,770 3.57%	116,662 3.45%	120,554 3.34%	124,449 3.23%	31,139	3,892
13	Chief of Police Director of Finance Director of Municipal Services - vacant	8,986 9.63%	102,296	106,917 4.52%	111,538 4.32%	116,159 4.14%	120,780 3.98%	125,401 3.83%	130,022 3.68%	134,643 3.55%	139,265 3.43%	36,969	4,621
14	Village Administrator	22,731 22.22%	125,027	131,402 5.10%	137,777 4.85%	144,152 4.63%	150,527 4.42%	156,902 4.24%	163,277 4.06%	169,652 3.90%	176,029 3.76%	51,002	6,375

(RED % CHANGES ARE THE ANNUAL INCREASES BETWEEN STEPS)

VILLAGE OF WILLOWBROOK NON-UNION EMPLOYEE - 9 YEAR STEP PLAN

EXHIBIT 2
10% INCREASE BETWEEN PAY GRADES (15 GRADES)
LEVEL ANNUAL PAY INCREASES IN DOLLARS

Pay Grade	Diff Between Grades	Year 1	Year 2	Year 3	Year 4	Year 5	Year 6	Year 7	Year 8	Year 9	Year 1-9 Total Change	Approx. Annual Inc	CURRENT PLAN STEPS 20/21 RANGES*	
1		37,190	39,256	41,322	43,388	45,455	47,521	49,587	51,653	53,719	16,529	2,066	DON'T CURRENTLY HAVE	
2	3,719 10%	40,909	43,182	45,455	47,727	50,000	52,273	54,545	56,818	59,091	18,182	2,273	DON'T CURRENTLY HAVE	
3	4,091 10%	45,000	47,500	50,000	52,500	55,000	57,500	60,000	62,500	65,000	20,000	2,500	45,158	63,889
4	4,500 10%	49,500	52,250	55,000	57,750	60,500	63,250	66,000	68,750	71,500	22,000	2,750	DON'T CURRENTLY HAVE	
5	4,950 10%	54,450	57,475	60,500	63,525	66,550	69,575	72,600	75,625	78,650	24,200	3,025	49,755	68,883
6	5,445 10%	59,895	63,223	66,550	69,878	73,205	76,533	79,860	83,188	86,515	26,620	3,328	55,870	78,438
7	5,990 10%	65,885	69,545	73,205	76,865	80,526	84,186	87,846	91,506	95,167	29,282	3,660	DON'T CURRENTLY HAVE	
8	6,588 10%	72,473	76,499	80,526	84,552	88,578	92,604	96,631	100,657	104,683	32,210	4,026	59,933	84,945
9	7,247 10%	79,720	84,149	88,578	93,007	97,436	101,865	106,294	110,723	115,151	35,431	4,429	66,514	91,339
10	7,972 10%	87,692	92,564	97,436	102,308	107,179	112,051	116,923	121,795	126,667	38,974	4,872	76,923	98,646
11	8,769 10%	96,461	101,820	107,179	112,538	117,897	123,256	128,615	133,974	139,333	42,872	5,359	DON'T CURRENTLY HAVE	
12	9,646 10%	106,108	112,003	117,897	123,792	129,687	135,582	141,477	147,372	153,267	47,159	5,895	93,310	124,449
13	10,611 10%	116,718	123,203	129,687	136,171	142,656	149,140	155,625	162,109	168,593	51,875	6,484	102,296	139,265
14	11,672 10%	128,390	135,523	142,656	149,789	156,921	164,054	171,187	178,320	185,453	57,062	7,133	125,027	176,029
15	12,839 10%	141,229	149,075	156,921	164,767	172,614	180,460	188,306	196,152	203,998	62,769	7,846	DON'T CURRENTLY HAVE	

* With FY 20/21 1.7% COLA range adjustment applied

(RED % CHANGES ARE THE ANNUAL INCREASES BETWEEN STEPS)

VILLAGE OF WILLOWBROOK NON-UNION EMPLOYEE - 9 YEAR STEP PLAN

EXHIBIT 3
10% INCREASE BETWEEN PAY GRADES (15 GRADES)
4% ANNUAL PAY INCREASES BETWEEN STEPS

Pay Grade	Diff Between Grades	Year 1	Year 2	Year 3	Year 4	Year 5	Year 6	Year 7	Year 8	Year 9	Year 1-9 Total Change	Approx. Annual Inc	CURRENT PLAN STEPS 20/21 RANGES*	
1		37,190	38,678 4.00%	40,225 4.00%	41,834 4.00%	43,507 4.00%	45,247 4.00%	47,057 4.00%	48,940 4.00%	50,897 4.00%	13,707	1,713	DON'T CURRENTLY HAVE	
2	3,719 10%	40,909	42,545 4.00%	44,247 4.00%	46,017 4.00%	47,858 4.00%	49,772 4.00%	51,763 4.00%	53,834 4.00%	55,987 4.00%	15,078	1,885	DON'T CURRENTLY HAVE	
3	4,091 10%	45,000	46,800 4.00%	48,672 4.00%	50,619 4.00%	52,644 4.00%	54,749 4.00%	56,939 4.00%	59,217 4.00%	61,586 4.00%	16,586	2,073	45,158	63,889
4	4,500 10%	49,500	51,480 4.00%	53,539 4.00%	55,681 4.00%	57,908 4.00%	60,224 4.00%	62,633 4.00%	65,139 4.00%	67,744 4.00%	18,244	2,281	DON'T CURRENTLY HAVE	
5	4,950 10%	54,450	56,628 4.00%	58,893 4.00%	61,249 4.00%	63,699 4.00%	66,247 4.00%	68,897 4.00%	71,652 4.00%	74,519 4.00%	20,069	2,509	49,755	68,883
6	5,445 10%	59,895	62,291 4.00%	64,782 4.00%	67,374 4.00%	70,069 4.00%	72,871 4.00%	75,786 4.00%	78,818 4.00%	81,970 4.00%	22,075	2,759	55,870	78,438
7	5,990 10%	65,885	68,520 4.00%	71,261 4.00%	74,111 4.00%	77,076 4.00%	80,159 4.00%	83,365 4.00%	86,700 4.00%	90,167 4.00%	24,283	3,035	DON'T CURRENTLY HAVE	
8	6,588 10%	72,473	75,372 4.00%	78,387 4.00%	81,522 4.00%	84,783 4.00%	88,174 4.00%	91,701 4.00%	95,369 4.00%	99,184 4.00%	26,711	3,339	59,933	84,945
9	7,247 10%	79,720	82,909 4.00%	86,225 4.00%	89,674 4.00%	93,261 4.00%	96,992 4.00%	100,872 4.00%	104,906 4.00%	109,103 4.00%	29,382	3,673	66,514	91,339
10	7,972 10%	87,692	91,200 4.00%	94,848 4.00%	98,642 4.00%	102,588 4.00%	106,691 4.00%	110,959 4.00%	115,397 4.00%	120,013 4.00%	32,321	4,040	76,923	98,646
11	8,769 10%	96,461	100,320 4.00%	104,333 4.00%	108,506 4.00%	112,846 4.00%	117,360 4.00%	122,055 4.00%	126,937 4.00%	132,014 4.00%	35,553	4,444	DON'T CURRENTLY HAVE	
12	9,646 10%	106,108	110,352 4.00%	114,766 4.00%	119,357 4.00%	124,131 4.00%	129,096 4.00%	134,260 4.00%	139,630 4.00%	145,216 4.00%	39,108	4,888	93,310	124,449
13	10,611 10%	116,718	121,387 4.00%	126,243 4.00%	131,292 4.00%	136,544 4.00%	142,006 4.00%	147,686 4.00%	153,593 4.00%	159,737 4.00%	43,019	5,377	102,296	139,265
14	11,672 10%	128,390	133,526 4.00%	138,867 4.00%	144,422 4.00%	150,198 4.00%	156,206 4.00%	162,455 4.00%	168,953 4.00%	175,711 4.00%	47,321	5,915	125,027	176,029
15	12,839 10%	141,229	146,878 4.00%	152,754 4.00%	158,864 4.00%	165,218 4.00%	171,827 4.00%	178,700 4.00%	185,848 4.00%	193,282 4.00%	52,053	6,507	DON'T CURRENTLY HAVE	

* With FY 20/21 1.7% COLA range adjustment applied

(RED % CHANGES ARE THE ANNUAL INCREASES BETWEEN STEPS)

June 2020 Salary Survey - 7 Town Survey

Position	Minimum Avg.	Maximum Avg.	WB Current Salary
Village Administrator			
Comparable Average	\$ 135,420	\$ 187,604	
Willowbrook	\$ 122,937	\$ 173,087	
Delta	\$ (12,483)	\$ (14,517)	\$ 165,000
Assistant Village Administrator			
Comparable Average	\$ 100,897	\$ 142,930	
Willowbrook	\$ 91,750	\$ 122,369	
Delta	\$ (9,147)	\$ (20,561)	\$ 127,000
Police Chief			
Comparable Average	\$ 114,001	\$ 157,139	
Willowbrook	\$ 100,586	\$ 136,937	
Delta	\$ (13,415)	\$ (20,202)	\$ 123,974
Director of Finance			
Comparable Average	\$ 108,866	\$ 151,799	
Willowbrook	\$ 100,586	\$ 136,937	
Delta	\$ (8,280)	\$ (14,862)	\$ 134,666
Deputy Police Chief			
Comparable Average	\$ 98,603	\$ 135,666	
Willowbrook	\$ 91,750	\$ 122,369	
Delta	\$ (6,853)	\$ (13,297)	\$ 115,825
Building Dept Head			
Comparable Average	\$ 98,745	\$ 136,135	
Willowbrook	\$ 75,637	\$ 96,997	
Delta	\$ (23,108)	\$ (39,138)	\$ 94,648
Supt Public Works			
Comparable Average	\$ 99,973	\$ 139,151	
Willowbrook	\$ 75,637	\$ 96,997	
Delta	\$ (24,336)	\$ (42,154)	\$ 85,000
PW Foreman			
Comparable Average	\$ 71,745	\$ 98,639	
Willowbrook	\$ 65,402	\$ 89,812	
Delta	\$ (6,343)	\$ (8,827)	\$ 73,943
Exec Sec Dep Clerk			
Comparable Average	\$ 59,239	\$ 82,102	
Willowbrook	\$ 54,936	\$ 77,127	
Delta	\$ (4,303)	\$ (4,975)	\$ 55,342
Payroll,AP,Cash Deposit			
Comparable Average	\$ 50,700	\$ 68,914	
Willowbrook	\$ 48,923	\$ 67,732	
Delta	\$ (1,777)	\$ (1,182)	\$ 60,000
Maintenance Worker			
Comparable Average	\$ 52,820	\$ 80,777	
Willowbrook	\$ 48,923	\$ 67,732	
Delta	\$ (3,897)	\$ (13,045)	\$52,009-\$55,224
*Police Sec Accreditation			
Comparable Average	\$ 59,342	\$ 82,978	
Willowbrook	\$ 54,936	\$ 77,127	
Delta	\$ (4,406)	\$ (5,851)	\$ 56,279
PW Sec Water Billing			
Comparable Average	\$ 48,445	\$ 67,486	
Willowbrook	\$ 44,403	\$ 62,821	
Delta	\$ (4,042)	\$ (4,665)	\$ 51,333
Police Secretary			
Comparable Average	\$ 47,796	\$ 67,850	
Willowbrook	\$ 44,403	\$ 62,821	
Delta	\$ (3,393)	\$ (5,029)	\$57,550-\$60,258
Building & Zoning Sec.			
Comparable Average	\$ 47,912	\$ 66,770	
Willowbrook	\$ 44,403	\$ 62,821	
Delta	\$ (3,509)	\$ (3,949)	\$ 45,631
Comparable Communities: Darien, Itasca, Warrenville, Westmont, Winfield, Wood Dale, Woodridge			

June 2020 Salary Survey - 12 Town Survey

4b

Position	Minimum Avg.	Maximum Avg.	WB Current Salary
Village Administrator			
Comparable Average	\$ 136,514	\$ 188,388	
Willowbrook	\$ 122,937	\$ 173,087	
Delta	\$ (13,577)	\$ (15,301)	\$ 165,000
Assistant Village Administrator			
Comparable Average	\$ 107,474	\$ 152,814	
Willowbrook	\$ 91,750	\$ 122,369	
Delta	\$ (15,724)	\$ (30,445)	\$ 127,000
Police Chief			
Comparable Average	\$ 110,263	\$ 154,011	
Willowbrook	\$ 100,586	\$ 136,937	
Delta	\$ (9,677)	\$ (17,074)	\$ 123,974
Director of Finance			
Comparable Average	\$ 106,842	\$ 150,616	
Willowbrook	\$ 100,586	\$ 136,937	
Delta	\$ (6,256)	\$ (13,679)	\$ 134,666
Deputy Police Chief			
Comparable Average	\$ 96,011	\$ 134,750	
Willowbrook	\$ 91,750	\$ 122,369	
Delta	\$ (4,261)	\$ (12,381)	\$ 115,825
Building Dept Head			
Comparable Average	\$ 94,071	\$ 128,771	
Willowbrook	\$ 75,637	\$ 96,997	
Delta	\$ (18,434)	\$ (31,774)	\$ 94,648
Supt Public Works			
Comparable Average	\$ 101,716	\$ 143,174	
Willowbrook	\$ 75,637	\$ 96,997	
Delta	\$ (26,079)	\$ (46,177)	\$ 85,000
PW Foreman			
Comparable Average	\$ 72,621	\$ 100,779	
Willowbrook	\$ 65,402	\$ 89,812	
Delta	\$ (7,219)	\$ (10,967)	\$ 73,943
Exec Sec Dep Clerk			
Comparable Average	\$ 57,302	\$ 78,949	
Willowbrook	\$ 54,936	\$ 77,127	
Delta	\$ (2,366)	\$ (1,822)	\$ 55,342
Payroll,AP,Cash Deposit			
Comparable Average	\$ 53,068	\$ 71,834	
Willowbrook	\$ 48,923	\$ 67,732	
Delta	\$ (4,145)	\$ (4,102)	\$ 60,000
Maintenance Worker			
Comparable Average	\$ 53,020	\$ 78,569	
Willowbrook	\$ 48,923	\$ 67,732	
Delta	\$ (4,097)	\$ (10,837)	\$52,009-\$55,224
*Police Sec Accreditation			
Comparable Average	\$ 59,342	\$ 82,978	
Willowbrook	\$ 54,936	\$ 77,127	
Delta	\$ (4,406)	\$ (5,851)	\$ 56,279
PW Sec Water Billing			
Comparable Average	\$ 48,786	\$ 67,396	
Willowbrook	\$ 44,403	\$ 62,821	
Delta	\$ (4,383)	\$ (4,575)	\$ 51,333
Police Secretary			
Comparable Average	\$ 48,160	\$ 66,746	
Willowbrook	\$ 44,403	\$ 62,821	
Delta	\$ (3,757)	\$ (3,925)	\$57,550-\$60,258
Building & Zoning Sec.			
Comparable Average	\$ 47,940	\$ 65,685	
Willowbrook	\$ 44,403	\$ 62,821	
Delta	\$ (3,537)	\$ (2,864)	\$ 45,631
Comparable Communities: Darien, Itasca, Warrenville, Westmont, Winfield, Wood Dale, Woodridge, Burr Ridge, Clarendon Hills, Hinsdale, LaGrange Park, Oak Brook			

*The salary ranges for Warrenville, Westmont & Willowbrook are FY 19/20. All others are current

June 2020 Salary Survey - 7 Town Survey

Position	Minimum Avg.	Maximum Avg.	WB Current Salary	Position	Minimum Avg.	Maximum Avg.	WB Current Salary
Village Administrator				Exec Sec Dep Clerk			
Comparable Average	\$ 135,420	\$ 187,604		Comparable Average	\$ 59,239	\$ 82,102	
Willowbrook	\$ 122,937	\$ 173,087		Willowbrook	\$ 54,936	\$ 77,127	
Delta	\$ (12,483)	\$ (14,517)	\$ 165,000	Delta	\$ (4,303)	\$ (4,975)	\$ 55,342
Assistant Village Administrator				Payroll, AP, Cash Deposit			
Comparable Average	\$ 100,897	\$ 142,930		Comparable Average	\$ 50,700	\$ 68,914	
Willowbrook	\$ 91,750	\$ 122,369		Willowbrook	\$ 48,923	\$ 67,732	
Delta	\$ (9,147)	\$ (20,561)	\$ 127,000	Delta	\$ (1,777)	\$ (1,182)	\$ 60,000
Police Chief				Maintenance Worker			
Comparable Average	\$ 114,001	\$ 157,139		Comparable Average	\$ 52,820	\$ 80,777	
Willowbrook	\$ 100,586	\$ 136,937		Willowbrook	\$ 48,923	\$ 67,732	
Delta	\$ (13,415)	\$ (20,202)	\$ 123,974	Delta	\$ (3,897)	\$ (13,045)	\$52,009-\$55,224
Director of Finance				*Police Sec Accreditation			
Comparable Average	\$ 108,866	\$ 151,799		Comparable Average	\$ 59,342	\$ 82,978	
Willowbrook	\$ 100,586	\$ 136,937		Willowbrook	\$ 54,936	\$ 77,127	
Delta	\$ (8,280)	\$ (14,862)	\$ 134,666	Delta	\$ (4,406)	\$ (5,851)	\$ 56,279
Deputy Police Chief				PW Sec Water Billing			
Comparable Average	\$ 98,603	\$ 135,666		Comparable Average	\$ 48,445	\$ 67,486	
Willowbrook	\$ 91,750	\$ 122,369		Willowbrook	\$ 44,403	\$ 62,821	
Delta	\$ (6,853)	\$ (13,297)	\$ 115,825	Delta	\$ (4,042)	\$ (4,665)	\$ 51,333
Building Dept Head				Police Secretary			
Comparable Average	\$ 98,745	\$ 136,135		Comparable Average	\$ 47,796	\$ 67,850	
Willowbrook	\$ 75,637	\$ 96,997		Willowbrook	\$ 44,403	\$ 62,821	
Delta	\$ (23,108)	\$ (39,138)	\$ 94,648	Delta	\$ (3,393)	\$ (5,029)	\$57,550-\$60,258
Supt Public Works				Building & Zoning Sec.			
Comparable Average	\$ 99,973	\$ 139,151		Comparable Average	\$ 47,912	\$ 66,770	
Willowbrook	\$ 75,637	\$ 96,997		Willowbrook	\$ 44,403	\$ 62,821	
Delta	\$ (24,336)	\$ (42,154)	\$ 85,000	Delta	\$ (3,509)	\$ (3,949)	\$ 45,631
PW Foreman							
Comparable Average	\$ 71,745	\$ 98,639					
Willowbrook	\$ 65,402	\$ 89,812					
Delta	\$ (6,343)	\$ (8,827)	\$ 73,943				

Comparable Communities: Darien, Itasca, Warrenville, Westmont, Winfield, Wood Dale, Woodridge

*The salary ranges for Warrenville, Westmont & Willowbrook are FY 19/20. All others are current

Community	* Median Household Income	* Median Housing Value	All non sworn: 2020 Raises. May 1st FY.	Pay Raise Details
Darien	\$ 90,904	\$ 321,500	COLA & Raises on 5.1.20.	Every employee also receives COLA / Step. 2% pay raise plus 3% step for 5% raise for FY 20/21. Also gives a bonus of \$2,450 & match of \$1,200 deferred comp per yr. Reach top of bracket in 8 years.
Itasca	\$ 88,878	\$ 320,100	Raises on 5.1.20.	FY 19/20 - 3.5% raise. Better employees received up to 5% raises. PW received a 2.5% raise plus their step increase of 2.5% to 5%. Reach top of bracket in 5 to 7 years.
Warrenville	\$ 81,296	\$ 215,100	Raise and COLA frozen until fall. May 1st FY.	Each yr., all employees receive an average of 2% merit and 2% COLA for 4% total. If at the top of the bracket they receive an equal bonus.
Westmont	\$ 63,309	\$ 299,800	Raises given in August. May 1 FY.	2% raises given in August retro to May 1, 2020. 10 years to reach the top of each bracket. Employees also receive longevity
Winfield V	\$ 107,216	\$ 296,300	Raises and COLA given 5.1.20	Each year, all non sworn employees receive both COLA and reg raise. This yr., they received 3% + 2.5% = 5.5%. 10 years to reach the top of their bracket
Wood Dale	\$ 67,891	\$ 226,300	Raises and COLA given 5.1.20	Gave a 2.5% COLA & a 1.74% raise given. 8 to 10 years to reach top of bracket.
Woodridge	\$ 85,192	\$ 263,100	Raises and COLA given Jan 1st FY	Gave both a 2% COLA and an avg. of 3% regular raises.
Totals	\$ 584,686	\$ 1,942,200		
Average	\$ 83,527	\$ 277,457		
Willowbrook	\$ 88,000	\$ 241,500	Raises frozen. May 1st FY.	Raise of 2.5% possible. COLA (1.9% for 19/20) not given to all employees. 15 years to top of bracket.
* Source is US Census Bureau				

June 2020 Salary Survey					
Position:					
Village Administrator					
Community	Minimum Annual	Maximum Annual	All non sworn: 2020 Raises. May 1st FY.	Pat Raise Details	Comments
Darien	Outsourced. No Min or Max	\$ 182,040	COLA & Raises on 5.1.20.	Every employee also receives COLA / Step. 2% pay raise plus 3% step for 5% raise for FY 20/21. Also gives a bonus of \$2,450 & match of \$1,200 deferred comp per yr. FY 20/21-3.5% raise. Better performing employees received up to 5% raises. PW received a 2.5% raise plus their step increase of 2.5% to 5%. Reach top of bracket in 5 to 7 years.	The City Administrator also receives an IMRF pension. Pay is provided with fee to GOV HR.
Itasca	\$ 130,622	\$ 174,187	Raises on 5.1.20.		
*Warrenville	\$ 136,946	\$ 188,300	frozen until fall. May 1st FY.	Each yr., all employees receive an average of 2% merit and 2% COLA for 4% total.	
*Westmont	\$ 138,132	\$ 201,136	Raises to be issued in August. May 1st FY.	2 % raises to be issued this summer retro. Each employee also receives yearly COLA adjustments. Employees also receive longevity of 1% for years 1 - 5 and 2% for each year thereafter. New hires receive 2.5% after 6 months and another 2.5% after 12 months if doing well.	
Winfield	DNA	\$ 178,152	Raises and COLA given May 1st.	Each year, all non sworn employees receive both COLA and reg raise. This yr, they received 3% + 2.5% = 5.5%.	No min or max for Village Managers salary. The Manager is currently at \$178,152
Wood Dale	\$ 131,998	\$ 179,020	Raises and COLA given May 1st.	Gave a 2.5% COLA & a 1.74% raise given. 8 to 10 years to reach top of bracket.	COLA increases. And non union get the average of union step increases.
Woodridge	\$ 139,402	\$ 210,392	Raises and COLA given Jan 1st FY	Gave both a 2% COLA and an average of 3% regular raises.	
Totals	\$ 677,100	\$ 1,313,227			
Average	\$ 135,420	\$ 187,604			
*Willowbrook	\$ 122,937	\$ 173,087	Raises frozen. May 1st FY.	Raise of 2.5%. COLA only given to those at the top of their range. 15 years to top of bracket.	
*The above salary ranges for Warrenville, Westmont & Willowbrook are FY 19/20. All others are current					

Position			
Assist Village Administrator			
	Minimum	Maximum	
Community	Annual	Annual	Comments
Darien	DNA		Staff includes an Assist to the City Admin. \$78,772 to \$106,342
Itasca	DNA		Has Assistant & HR Dept
*Warrenville	\$ 107,224	\$ 147,433	
*Westmont	DNA		Staff includes Assistant, HR Director and HR Generalist
Winfield	DNA/vacant		Has Assistant to the VM and Exec Assistant
Wood Dale	\$ 93,590	\$ 137,046	HR Dept & assistant. Currently hiring for Assist City Admin.
Woodridge	\$ 101,878	\$ 144,310	
Totals	\$ 302,692	\$ 428,789	
Average	\$ 100,897	\$ 142,930	
Willowbrook	\$ 91,750	\$ 122,369	
*The above salary ranges for Warrenville, Westmont & Willowbrook are FY 19/20. All others are current			

Position:			
Police Chief			
	Minimum	Maximum	
Community	Annual	Annual	Comments
Darien	\$ 112,170	\$ 151,430	
Itasca	\$ 112,461	\$ 146,715	
*Warrenville	\$ 113,442	\$ 155,982	
*Westmont	\$ 106,974	\$ 155,147	
Winfield	\$ 129,302	\$ 173,770	
Wood Dale	\$ 109,032	\$ 154,627	
Woodridge	\$ 114,629	\$ 162,302	
Totals	\$ 798,010	\$ 1,099,974	
Average	\$ 114,001	\$ 157,139	
Willowbrook	\$ 100,586	\$ 136,937	
*The above salary ranges for Warrenville, Westmont & Willowbrook are FY 19/20. All others are current			

Position:			
Director of Finance			
	Minimum	Maximum	None of the below are responsible for HR or IT coordination
Community	Annual	Annual	Comments
Darien	DNA		Accounting Mgr. only: No CPA, Outsources Fin. Statements, etc.
Itasca	\$ 103,882	\$ 141,906	
*Warrenville	\$ 107,224	\$ 147,433	
*Westmont	\$ 106,974	\$ 155,147	
Winfield	\$ 119,724	\$ 160,899	
Wood Dale	\$ 105,236	\$ 149,327	
Woodridge	\$ 110,157	\$ 156,083	Has Financial Analyst, Mgmt. Analyst, Accountant, HR Dept
Totals	\$ 653,197	\$ 910,795	
Average	\$ 108,866	\$ 151,799	
Willowbrook	\$ 100,586	\$ 136,937	
*The above salary ranges for Warrenville, Westmont & Willowbrook are FY 19/20. All others are current			

Position:			
Deputy Police Chief			
	Minimum	Maximum	
Community	Annual	Annual	Comments
Darien	\$ 102,323	\$ 138,137	
Itasca	\$ 98,498	\$ 133,321	Itasca has 2 PD DC's. \$125,997 & \$123,808
*Warrenville	\$ 96,249	\$ 132,342	
*Westmont	\$ 97,240	\$ 141,003	
Winfield	\$ 97,750	\$ 131,410	Vacant
Wood Dale	\$ 100,194	\$ 134,695	Have 2 DC's with less than 2 yrs. and 1 yr. exp
Woodridge	\$ 97,968	\$ 138,757	
Totals	\$ 690,222	\$ 949,665	
Average	\$ 98,603	\$ 135,666	
Willowbrook	\$ 91,750	\$ 122,369	
*The above salary ranges for Warrenville, Westmont & Willowbrook are FY 19/20. All others are current			

Position:			
Building Dept Head			
	Minimum	Maximum	
Community	Annual	Annual	Comments
Darien	\$ 112,170	\$ 151,430	Titled: Director of Muni Services for Bldg. & Zoning
Itasca	\$ 99,762	\$ 133,473	
*Warrenville	\$ 113,442	\$ 155,982	
*Westmont	\$ 88,400	\$ 123,780	
Winfield	\$ 83,519	\$ 112,242	
Wood Dale	\$ 103,382	\$ 147,745	
Woodridge	\$ 90,542	\$ 128,294	
Totals	\$ 691,217	\$ 952,946	
Average	\$ 98,745	\$ 136,135	
Willowbrook	\$ 75,637	\$ 96,997	
*The above salary ranges for Warrenville, Westmont & Willowbrook are FY 19/20. All others are current			

Position:			
Supt of Public Works			
	Minimum	Maximum	
Community	Annual	Annual	Comments
Darien	\$ 78,772	\$ 106,342	Oversees PW streets and water. Reports to the MS Director
Itasca	\$ 102,488	\$ 138,731	
*Warrenville	\$ 96,249	\$ 132,342	
*Westmont	\$ 106,974	\$ 155,147	Also has a Assist Dir of PW / Engineering: \$88,400 to \$123,780
Winfield	\$ 95,040	\$ 127,726	
Wood Dale	\$ 105,658	\$ 151,465	Public Works Director
Woodridge	\$ 114,629	\$ 162,302	
Totals	\$ 699,810	\$ 974,055	
Average	\$ 99,973	\$ 139,151	
Willowbrook	\$ 75,637	\$ 96,997	
*The above salary ranges for Warrenville, Westmont & Willowbrook are FY 19/20. All others are current			

Position:			
PW Foreman			
	Minimum	Maximum	
Community	Annual	Annual	Comments
Darien	\$ 67,340	\$ 90,910	
Itasca	\$ 75,929	\$ 109,391	PW has 3 supervisors from \$103,626 to \$104,902
*Warrenville	\$ 76,454	\$ 105,124	2 positions titled: Lead Sup & Main Lead Sup
*Westmont	\$ 76,876	\$ 107,660	Has 3 PW supervisors all in same pay bracket
Winfield	\$ 63,501	\$ 85,340	
Wood Dale	\$ 67,694	\$ 86,803	
Woodridge	\$ 74,422	\$ 105,248	
Totals	\$ 502,217	\$ 690,476	
Average	\$ 71,745	\$ 98,639	
Willowbrook	\$ 65,402	\$ 89,812	
*The above salary ranges for Warrenville, Westmont & Willowbrook are FY 19/20. All others are current			

May 2020 Salary Survey			
Position:			
Executive Secretary / Dep Clerk			
	Minimum	Maximum	
Community	Annual	Annual	Comments
Darien	\$ 70,839	\$ 95,632	1 Assist to the City Admin & 1 Assist to the Chief
Itasca	\$ 55,384	\$ 77,643	Dep Clerk & secretarial duties. Ave 3.5% raise
*Warrenville	\$ 61,274	\$ 84,252	
*Westmont	DNA		
Winfield	\$ 58,797	\$ 79,018	
Wood Dale	\$ 54,768	\$ 79,047	Only Dep Clerk duties
Woodridge	\$ 54,371	\$ 77,022	Only Dep Clerk duties
Totals	\$ 355,433	\$ 492,614	
Average	\$ 59,239	\$ 82,102	
Willowbrook	\$ 54,936	\$ 77,127	
*The above salary ranges for Warrenville, Westmont & Willowbrook are FY 19/20. All others are current			

Position:			
Payroll, AP			
Cash Deposits			
	Minimum	Maximum	
Community	Annual	Annual	Comments
Darien	DNA		AP and Payroll are handled by 2 different employees
Itasca	\$ 46,693	\$ 64,023	Allow flexible schedules to make up for pay.
*Warrenville	\$ 46,901	\$ 64,488	
*Westmont	\$ 51,500	\$ 70,782	
Winfield	\$ 50,409	\$ 67,745	
Wood Dale	\$ 56,427	\$ 72,358	They have 3 Fiscal Assistants that do similar work
Woodridge	\$ 52,270	\$ 74,090	Payroll and AP, AR duties are split
Totals	\$ 304,200	\$ 413,486	
Average	\$ 50,700	\$ 68,914	
Willowbrook	\$ 48,923	\$ 67,732	
*The above salary ranges for Warrenville, Westmont & Willowbrook are FY 19/20. All others are current			

Position:			
Maintenance Worker			
From step 1 through 3	Minimum	Maximum	
Community	Annual	Annual	Comments
Darien	\$ 43,243	\$ 89,379	In union
Itasca	\$ 73,362	\$ 90,189	In union.
*Warrenville	\$ 53,691	\$ 75,655	
*Westmont	\$ 51,500	\$ 77,875	
Winfield	\$ 54,442	\$ 85,340	MW 1 start and MWII ending
Wood Dale	\$ 52,133	\$ 66,836	
Woodridge	\$ 41,371	\$ 80,163	
Totals	\$ 369,742	\$ 565,437	
Average	\$ 52,820	\$ 80,777	
Willowbrook	\$ 48,923	\$ 67,732	
*The above salary ranges for Warrenville, Westmont & Willowbrook are FY 19/20. All others are current			

Police Sec &			
Accreditation Mgr.			
	Minimum	Maximum	Few departments have a non sworn person handling Accreditation.
Community	Annual	Annual	Comments
Darien	DNA		Not an accredited Dept
Itasca	DNA		Just became accredited. No assigned duties as of yet.
Warrenville	DNA		
Westmont	DNA		
Winfield	DNA		
Wood Dale	\$ 55,035	\$ 75,830	Accreditation Clerk
Woodridge	\$ 63,648	\$ 90,126	Police Records Supervisor but no accreditation duties.
Totals	\$ 118,683	\$ 165,956	
Average	\$ 59,342	\$ 82,978	
Willowbrook	\$ 54,936	\$ 77,127	
*The above salary ranges for Warrenville, Westmont & Willowbrook are FY 19/20. All others are current			

Position:			
PW Sec. Water Billing			
	Minimum	Maximum	
Community	Annual	Annual	Comments
Darien	\$ 46,442	\$ 62,696	
Itasca	\$ 45,039	\$ 62,690	
*Warrenville	\$ 46,901	\$ 64,488	
*Westmont	\$ 46,820	\$ 64,376	
Winfield	\$ 50,409	\$ 67,745	Called Utility Billing Clk
Wood Dale	\$ 51,235	\$ 76,315	All secretary/Exec. Asst have the same range
Woodridge	\$ 52,270	\$ 74,090	
Totals	\$ 339,116	\$ 472,399	
Average	\$ 48,445	\$ 67,486	
Willowbrook	\$ 44,403	\$ 62,821	
*The above salary ranges for Warrenville, Westmont & Willowbrook are FY 19/20. All others are current			

Position:			
Police Secretary			
	Minimum	Maximum	
Community	Annual	Annual	Comments
Darien	\$ 41,900	\$ 65,246	\$2,550 merit included. \$1,200 match in IRA not included
Itasca	\$ 45,039	\$ 62,690	Has 3 Admin Assistants: PW/PD/CD in same range
*Warrenville	\$ 46,901	\$ 64,488	
*Westmont	\$ 46,820	\$ 64,376	
Winfield	\$ 50,409	\$ 67,745	Called Police Records Clerk
Wood Dale	\$ 51,235	\$ 76,315	All secretary/Exec. Asst have the same range
Woodridge	\$ 52,270	\$ 74,090	
Totals	\$ 334,574	\$ 474,949	
Average	\$ 47,796	\$ 67,850	
Willowbrook	\$ 44,403	\$ 62,821	
*The above salary ranges for Warrenville, Westmont & Willowbrook are FY 19/20. All others are current			

Position	Minimum Avg.	Maximum Avg.	WB Current Salary	Position	Minimum Avg.	Maximum Avg.	WB Current Salary
Village Administrator				Exec Sec Dep Clerk			
Comparable Average	\$ 136,514	\$ 188,388		Comparable Average	\$ 57,302	\$ 78,949	
Willowbrook	\$ 122,937	\$ 173,087		Willowbrook	\$ 54,936	\$ 77,127	
Delta	\$ (13,577)	\$ (15,301)	\$ 165,000	Delta	\$ (2,366)	\$ (1,822)	\$ 55,342
Assistant Village Administrator				Payroll, AP, Cash Deposit			
Comparable Average	\$ 107,474	\$ 152,814		Comparable Average	\$ 53,068	\$ 71,834	
Willowbrook	\$ 91,750	\$ 122,369		Willowbrook	\$ 48,923	\$ 67,732	
Delta	\$ (15,724)	\$ (30,445)	\$ 127,000	Delta	\$ (4,145)	\$ (4,102)	\$ 60,000
Police Chief				Maintenance Worker			
Comparable Average	\$ 110,263	\$ 154,011		Comparable Average	\$ 53,020	\$ 78,569	
Willowbrook	\$ 100,586	\$ 136,937		Willowbrook	\$ 48,923	\$ 67,732	
Delta	\$ (9,677)	\$ (17,074)	\$ 123,974	Delta	\$ (4,097)	\$ (10,837)	\$52,009-\$55,224
Director of Finance				*Police Sec Accreditation			
Comparable Average	\$ 106,842	\$ 150,616		Comparable Average	\$ 59,342	\$ 82,978	
Willowbrook	\$ 100,586	\$ 136,937		Willowbrook	\$ 54,936	\$ 77,127	
Delta	\$ (6,256)	\$ (13,679)	\$ 134,666	Delta	\$ (4,406)	\$ (5,851)	\$ 56,279
Deputy Police Chief				PW Sec Water Billing			
Comparable Average	\$ 96,011	\$ 134,750		Comparable Average	\$ 48,786	\$ 67,396	
Willowbrook	\$ 91,750	\$ 122,369		Willowbrook	\$ 44,403	\$ 62,821	
Delta	\$ (4,261)	\$ (12,381)	\$ 115,825	Delta	\$ (4,383)	\$ (4,575)	\$ 51,333
Building Dept Head				Police Secretary			
Comparable Average	\$ 94,071	\$ 128,771		Comparable Average	\$ 48,160	\$ 66,746	
Willowbrook	\$ 75,637	\$ 96,997		Willowbrook	\$ 44,403	\$ 62,821	
Delta	\$ (18,434)	\$ (31,774)	\$ 94,648	Delta	\$ (3,757)	\$ (3,925)	\$57,550-\$60,258
Supt Public Works				Building & Zoning Sec.			
Comparable Average	\$ 101,716	\$ 143,174		Comparable Average	\$ 47,940	\$ 65,685	
Willowbrook	\$ 75,637	\$ 96,997		Willowbrook	\$ 44,403	\$ 62,821	
Delta	\$ (26,079)	\$ (46,177)	\$ 85,000	Delta	\$ (3,537)	\$ (2,864)	\$ 45,631
PW Foreman							
Comparable Average	\$ 72,621	\$ 100,779					
Willowbrook	\$ 65,402	\$ 89,812					
Delta	\$ (7,219)	\$ (10,967)	\$ 73,943				

Comparable Communities: Darien, Itasca, Warrenville, Westmont, Winfield, Wood Dale, Woodridge, Burr Ridge, Clarendon Hills, Hinsdale, LaGrange Park, Oak Brook

*The salary ranges for Warrenville, Westmont & Willowbrook are FY 19/20. All others are current

Community	* Median Household Income	* Median Housing Value	All non sworn: 2020 Raises. May 1st FY.	Pay Raise Details
Darien	\$ 90,904	\$ 321,500	COLA & Raises on 5.1.20.	Every employee also receives COLA / Step. 2% pay raise plus 3% step for 5% raise for FY 20/21. Also gives a bonus of \$2,450 & match of \$1,200 deferred comp per yr. Reach top of bracket in 8 years.
Itasca	\$ 88,878	\$ 320,100	Raises on 5.1.20.	FY 19/20 - 3.5% raise. Better employees received up to 5% raises. PW received a 2.5% raise plus their step increase of 2.5% to 5%. Reach top of bracket in 5 to 7 years.
Warrenville	\$ 81,296	\$ 215,100	Raise and COLA frozen until fall. May 1st FY.	Each yr., all employees receive an average of 2% merit and 2% COLA for 4% total. If at the top of the bracket they receive an equal bonus.
Westmont	\$ 63,309	\$ 299,800	Raises given in August. May 1 FY.	2% raises given in August retro to May 1, 2020. 10 years to reach the top of each bracket.
Winfield	\$ 107,216	\$ 296,300	Raises and COLA given 5.1.20	Each year, all non sworn employees receive both COLA and reg raise. This yr., they received 3% + 2.5% = 5.5%. 10 years to reach the top of their bracket
Wood Dale	\$ 67,891	\$ 226,300	Raises and COLA given 5.1.20	Gave a 2.5% COLA & a 1.74% raise given. 8 to 10 years to reach top of bracket.
Woodridge	\$ 85,192	\$ 263,100	Raises and COLA given Jan 1st FY	Gave both a 2% COLA and an avg. of 3% regular raises.
Burr Ridge	\$ 144,609	\$ 670,600	Raises & COLA. May 1 FY.	Raises frozen until further notice. Pay raises are 2.5% and COLA is 2.25%. 8 year pay range / bracket.
Clarendon Hills	\$ 126,500	\$ 561,700	January 1 FY.	
Hinsdale	\$ 188,684	\$ 878,700	May 1 FY.	Their bracket moves every year with COLA between 2.25 and 3%, so they take 15 years to reach the top.
La Grange Park	\$ 95,466	\$ 344,700	May 1 FY.	Employees receive up to a 5% raise plus COLA. 4 years to top of bracket.
Oak Brook	\$ 137,059	\$ 786,500	January 1 FY.	
Totals	\$ 1,277,004	\$ 5,184,400		
Average	\$ 106,417	\$ 432,033		
Willowbrook	\$ 88,000	\$ 241,500	Raises and COLA frozen. May 1st FY.	Raise of 2.5% possible. COLA (1.9% for 19/20) not given to all employees. 15 years to top of bracket.
* Source: US Census Bureau				

June 2020 Salary Survey					
Position:					
Village Administrator					
Community	Minimum Annual	Maximum Annual	All non sworn: 2020 Raises. May 1st FY.	Pat Raise Details	Comments
Darien			COLA & Raises on 5.1.20.	Every employee also receives COLA / Step. 2% pay raise plus 3% step for 5% raise for FY 20/21. Also gives a bonus of \$2,450 & match of \$1,200 deferred comp per yr.	Current salary is \$182,000. The City Administrator also receives an IMRF pension. Pay is provided with fee to GOV HR.
Itasca	\$ 130,622	\$ 174,187	Raises on 5.1.20.	FY 20/21-3.5% raise. Better performing employees received up to 5% raises. PW received a 2.5% raise plus their step increase of 2.5% to 5%. Reach top of bracket in 5 to 7 years.	
*Warrenville	\$ 136,946	\$ 188,300	Raise and COLA frozen until fall.	Each yr., all employees receive an average of 2% merit and 2% COLA for 4% total.	
*Westmont	\$ 138,132	\$ 201,136	Raises to be issued in August. May 1st FY.	2 % raises to be issued this summer retro. Each employee also receives yearly COLA adjustments. Employees also receive longevity of 1% for years 1 - 5 and 2% for each year thereafter. New hires receive 2.5% after 6 months and another 2.5% after 12 months if doing well.	
Winfield	DNA	\$ 178,152	Raises and COLA given May 1st.	Each year, all non sworn employees receive both COLA and reg raise. This yr, they received 3% + 2.5% = 5.5%.	No min or max for Village Managers salary. The Manager is currently at \$178,152
Wood Dale	\$ 131,998	\$ 179,020	Raises and COLA given May 1st.	Gave a 2.5% COLA & a 1.74% raise given. 8 to 10 years to reach top of bracket.	COLA increases. And non union get the average of union step increases.
Woodridge	\$ 139,402	\$ 210,392	Raises and COLA given Jan 1st FY	Gave both a 2% COLA and an average of 3% regular raises.	
Burr Ridge	\$ 133,857	\$ 172,987			
Clarendon Hills	\$ 134,275	\$ 179,033			
Hinsdale	\$ 131,804	\$ 195,582			
La Grange Park				Waiting on data	Contract employee. No pay range
Oak Brook	\$ 151,592	\$ 205,095			
Totals	\$ 1,228,628	\$ 1,883,884			
Average	\$ 136,514	\$ 188,388			
Willowbrook	\$ 122,937	\$ 173,087	Raises and COLA frozen. May 1st FY.	Raise of 2.5%. COLA only given to those at the top of their range. 15 years to top of bracket.	
*The above salary ranges for Warrenville, Westmont & Willowbrook are FY 19/20. All others are current					

Position			
Assist Village Administrator			
	Minimum	Maximum	
Community	Annual	Annual	Comments
Darien	DNA		Staff includes an Assist to the City Admin. \$78,772 to \$106,342
Itasca	DNA		Has Assistant & HR Dept
*Warrenville	\$ 107,224	\$ 147,433	
*Westmont	DNA		Staff includes Assistant, HR Director and HR Generalist
Winfield	DNA/vacant		Has Assistant to the VM and Exec Assistant
Wood Dale	\$ 93,590	\$ 137,046	HR Dept & assistant. Currently hiring for Assist City Admin.
Woodridge	\$ 101,878	\$ 144,310	
Burr Ridge	\$ 93,671	\$ 137,859	
Clarendon Hills	\$ 127,881	\$ 170,508	Has Assist to the VM
Hinsdale	\$ 125,528	\$ 186,286	
La Grange Park	\$ 79,070	\$ 121,901	
Oak Brook	\$ 130,951	\$ 177,168	
Totals	\$ 859,793	\$ 1,222,511	
Average	\$ 107,474	\$ 152,814	
Willowbrook	\$ 91,750	\$ 122,369	
*The above salary ranges for Warrenville, Westmont & Willowbrook are FY 19/20. All others are current			

Position:			
Police Chief			
	Minimum	Maximum	
Community	Annual	Annual	Comments
Darien	\$ 112,170	\$ 151,430	
Itasca	\$ 112,461	\$ 146,715	
*Warrenville	\$ 113,442	\$ 155,982	
*Westmont	\$ 106,974	\$ 155,147	
Winfield	\$ 129,302	\$ 173,770	
Wood Dale	\$ 109,032	\$ 154,627	
Woodridge	\$ 114,629	\$ 162,302	
Burr Ridge	\$ 98,355	\$ 144,757	
Clarendon Hills	\$ 103,185	\$ 137,579	
Hinsdale	\$ 113,289	\$ 168,106	
La Grange Park	\$ 91,536	\$ 137,021	
Oak Brook	\$ 118,776	\$ 160,697	
Totals	\$ 1,323,151	\$ 1,848,134	
Average	\$ 110,263	\$ 154,011	
Willowbrook	\$ 100,586	\$ 136,937	
*The above salary ranges for Warrenville, Westmont & Willowbrook are FY 19/20. All others are current			

Position:			
Director of Finance			
	Minimum	Maximum	None of the below are responsible for HR or IT coordination
Community	Annual	Annual	Comments
Darien	DNA	DNA	Accounting Mgr. only: No CPA, Outsources Fin. Statements, etc.
Itasca	\$ 103,882	\$ 141,906	
*Warrenville	\$ 107,224	\$ 147,433	
*Westmont	\$ 106,974	\$ 155,147	
Winfield	\$ 119,724	\$ 160,899	
Wood Dale	\$ 105,236	\$ 149,327	
Woodridge	\$ 110,157	\$ 156,083	Has Financial Analyst, Mgmt. Analyst, Accountant, HR Dept
Burr Ridge	\$ 93,671	\$ 137,859	
Clarendon Hills	\$ 103,185	\$ 137,579	
Hinsdale	\$ 119,253	\$ 176,954	
La Grange Park	\$ 87,175	\$ 132,897	
Oak Brook	\$ 118,776	\$ 160,697	
Totals	\$ 1,175,257	\$ 1,656,781	
Average	\$ 106,842	\$ 150,616	
Willowbrook	\$ 100,586	\$ 136,937	
*The above salary ranges for Warrenville, Westmont & Willowbrook are FY 19/20. All others are current			

Position:			
Deputy Police Chief			
	Minimum	Maximum	
Community	Annual	Annual	Comments
Darien	\$ 102,323	\$ 138,137	
Itasca	\$ 98,498	\$ 133,321	Itasca has 2 PD DC's. \$125,997 & \$123,808
*Warrenville	\$ 96,249	\$ 132,342	
*Westmont	\$ 97,240	\$ 141,003	
Winfield	\$ 97,750	\$ 131,410	Vacant
Wood Dale	\$ 100,194	\$ 134,695	Have 2 DC's with less than 2 yrs. and 1 yr. exp
Woodridge	\$ 97,968	\$ 138,757	
Burr Ridge	\$ 87,093	\$ 126,514	
Clarendon Hills	DNA		No DC grade
Hinsdale	\$ 97,132	\$ 144,131	
La Grange Park	\$ 79,070	\$ 123,120	
Oak Brook	\$ 102,603	\$ 138,816	
Totals	\$ 1,056,120	\$ 1,482,246	
Average	\$ 96,011	\$ 134,750	
Willowbrook	\$ 91,750	\$ 122,369	
*The above salary ranges for Warrenville, Westmont & Willowbrook are FY 19/20. All others are current			

Position:			
Building Dept Head			
	Minimum	Maximum	
Community	Annual	Annual	Comments
Darien	\$ 112,170	\$ 151,430	Titled: Director of Muni Services for Bldg. & Zoning
Itasca	\$ 99,762	\$ 133,473	
*Warrenville	\$ 113,442	\$ 155,982	
*Westmont	\$ 88,400	\$ 123,780	
Winfield	\$ 83,519	\$ 112,242	
Wood Dale	\$ 103,382	\$ 147,745	
Woodridge	\$ 90,542	\$ 128,294	
Burr Ridge	\$ 68,783	\$ 99,753	
Clarendon Hills	\$ 85,550	\$ 97,771	
Hinsdale	\$ 113,289	\$ 168,106	
La Grange Park	\$ 76,951	\$ 100,763	
Oak Brook	\$ 93,064	\$ 125,910	
Totals	\$ 1,128,854	\$ 1,545,249	
Average	\$ 94,071	\$ 128,771	
Willowbrook	\$ 75,637	\$ 96,997	
*The above salary ranges for Warrenville, Westmont & Willowbrook are FY 19/20. All others are current			

Position:			
Supt of Public Works			
	Minimum	Maximum	
Community	Annual	Annual	Comments
Darien	\$ 78,772	\$ 106,342	Oversees PW streets and water. Reports to the MS Director
Itasca	\$ 102,488	\$ 138,731	
*Warrenville	\$ 96,249	\$ 132,342	
*Westmont	\$ 106,974	\$ 155,147	Also has a Assist Dir of PW / Engineering: \$88,400 to \$123,780
Winfield	\$ 95,040	\$ 127,726	
Wood Dale	\$ 105,658	\$ 151,465	Public Works Director
Woodridge	\$ 114,629	\$ 162,302	
Burr Ridge	\$ 98,355	\$ 144,757	
Clarendon Hills	\$ 103,185	\$ 137,579	
Hinsdale	\$ 113,289	\$ 168,106	
La Grange Park	\$ 87,175	\$ 132,897	
Oak Brook	\$ 118,776	\$ 160,697	
Totals	\$ 1,220,590	\$ 1,718,091	
Average	\$ 101,716	\$ 143,174	
Willowbrook	\$ 75,637	\$ 96,997	
*The above salary ranges for Warrenville, Westmont & Willowbrook are FY 19/20. All others are current			

Position:			
PW Foreman			
	Minimum	Maximum	
Community	Annual	Annual	Comments
Darien	\$ 67,340	\$ 90,910	
Itasca	\$ 75,929	\$ 109,391	PW has 3 supervisors from \$103,626 to \$104,902
*Warrenville	\$ 76,454	\$ 105,124	2 positions titled: Lead Sup & Main Lead Sup
*Westmont	\$ 76,876	\$ 107,660	Has 3 PW supervisors all in same pay bracket
Winfield	\$ 63,501	\$ 85,340	
Wood Dale	\$ 67,694	\$ 86,803	
Woodridge	\$ 74,422	\$ 105,248	
Burr Ridge	\$ 62,653	\$ 90,850	
Clarendon Hills	\$ 73,904	\$ 84,462	
Hinsdale	\$ 87,144	\$ 144,131	
La Grange Park	DNA	DNA	Union. Not listed
Oak Brook	\$ 72,918	\$ 98,654	
Totals	\$ 798,836	\$ 1,108,573	
Average	\$ 72,621	\$ 100,779	
Willowbrook	\$ 65,402	\$ 89,812	
*The above salary ranges for Warrenville, Westmont & Willowbrook are FY 19/20. All others are current			

May 2020 Salary Survey			
Position:			
Executive Secretary / Dep Clerk			
	Minimum	Maximum	
Community	Annual	Annual	Comments
Darien	\$ 70,839	\$ 95,632	1 Assist to the City Admin & 1 Assist to the Chief
Itasca	\$ 55,384	\$ 77,643	Dep Clerk & secretarial duties. Ave 3.5% raise
*Warrenville	\$ 61,274	\$ 84,252	
*Westmont	DNA		
Winfield	\$ 58,797	\$ 79,018	
Wood Dale	\$ 54,768	\$ 79,047	Only Dep Clerk duties
Woodridge	\$ 54,371	\$ 77,022	Only Dep Clerk duties
Burr Ridge	\$ 49,781	\$ 69,733	
Clarendon Hills	\$ 57,904	\$ 66,176	
Hinsdale	\$ 56,771	\$ 82,545	
La Grange Park	\$ 50,440	\$ 76,211	Executive Secretary
Oak Brook	\$ 59,990	\$ 81,163	Executive Assistant Sec
Totals	\$ 630,319	\$ 868,442	
Average	\$ 57,302	\$ 78,949	
Willowbrook	\$ 54,936	\$ 77,127	
*The above salary ranges for Warrenville, Westmont & Willowbrook are FY 19/20. All others are current			

Position:			
Payroll, AP			
Cash Deposits	Minimum	Maximum	
Community	Annual	Annual	Comments
Darien	DNA		AP and Payroll are handled by 2 different employees
Itasca	\$ 46,693	\$ 64,023	Allow flexible schedules to make up for pay.
*Warrenville	\$ 46,901	\$ 64,488	
*Westmont	\$ 51,500	\$ 70,782	
Winfield	\$ 50,409	\$ 67,745	
Wood Dale	\$ 56,427	\$ 72,358	They have 3 Fiscal Assistants that do similar work
Woodridge	\$ 52,270	\$ 74,090	Payroll and AP, AR duties are split
Burr Ridge	\$ 44,462	\$ 62,132	
Clarendon Hills	\$ 73,904	\$ 84,462	
Hinsdale	\$ 63,288	\$ 93,665	
La Grange Park	\$ 48,544	\$ 69,657	Accounting specialist
Oak Brook	\$ 49,354	\$ 66,773	Accounting Assistant
Totals	\$ 583,752	\$ 790,175	
Average	\$ 53,068	\$ 71,834	
Willowbrook	\$ 48,923	\$ 67,732	
*The above salary ranges for Warrenville, Westmont & Willowbrook are FY 19/20. All others are current			

Position:			
Maintenance Worker			
	Minimum	Maximum	
Community	Annual	Annual	Comments
Darien	\$ 43,243	\$ 89,379	In union
Itasca	\$ 73,362	\$ 90,189	In union.
*Warrenville	\$ 53,691	\$ 75,655	
*Westmont	\$ 51,500	\$ 77,875	
Winfield	\$ 54,442	\$ 85,340	MW 1 start and MWII ending
Wood Dale	\$ 52,133	\$ 66,836	
Woodridge	\$ 41,371	\$ 80,163	
Burr Ridge	\$ 49,878	\$ 69,888	
Clarendon Hills	\$ 57,904	\$ 72,971	
Hinsdale	\$ 52,679	\$ 77,393	
La Grange Park	DNA	DNA	Not listed - union contract
Oak Brook	DNA	DNA	No Maintenance person listed, only supervisor
Totals	\$ 530,203	\$ 785,689	
Average	\$ 53,020	\$ 78,569	
Willowbrook	\$ 48,923	\$ 67,732	
*The above salary ranges for Warrenville, Westmont & Willowbrook are FY 19/20. All others are current			

Position:			
Police Sec &			
Accreditation Mgr.			
	Minimum	Maximum	Few departments have a non sworn person handling Accreditation.
Community	Annual	Annual	Comments
Darien	DNA		Not an accredited Dept
Itasca	DNA		Just became accredited. No assigned duties as of yet.
*Warrenville	DNA		
*Westmont	DNA		
Winfield	DNA		
Wood Dale	\$ 55,035	\$ 75,830	Accreditation Clerk
Woodridge	\$ 63,648	\$ 90,126	Police Records Supervisor but no accreditation duties.
Burr Ridge	DNA	DNA	
Clarendon Hills	DNA	DNA	
Hinsdale	DNA	DNA	
La Grange Park	DNA	DNA	
Oak Brook	DNA	DNA	
Totals	\$ 118,683	\$ 165,956	
Average	\$ 59,342	\$ 82,978	
Willowbrook	\$ 54,936	\$ 77,127	
*The above salary ranges for Warrenville, Westmont & Willowbrook are FY 19/20. All others are current			

Position:			
PW Sec. Water Billing			
	Minimum	Maximum	
Community	Annual	Annual	Comments
Darien	\$ 46,442	\$ 62,696	
Itasca	\$ 45,039	\$ 62,690	
*Warrenville	\$ 46,901	\$ 64,488	
*Westmont	\$ 46,820	\$ 64,376	
Winfield	\$ 50,409	\$ 67,745	Called Utility Billing Clk
Wood Dale	\$ 51,235	\$ 76,315	All secretary/Exec. Asst have the same range
Woodridge	\$ 52,270	\$ 74,090	
Burr Ridge	\$ 44,462	\$ 62,132	
Clarendon Hills	\$ 55,140	\$ 63,017	
Hinsdale	\$ 46,919	\$ 68,221	
La Grange Park	\$ 50,440	\$ 76,211	
Oak Brook	\$ 49,354	\$ 66,773	Admin Assist. Doesn't handle water billing
Totals	\$ 585,431	\$ 808,754	
Average	\$ 48,786	\$ 67,396	
Willowbrook	\$ 44,403	\$ 62,821	
*The above salary ranges for Warrenville, Westmont & Willowbrook are FY 19/20. All others are current			

Position:			
Police Secretary			
	Minimum	Maximum	
Community	Annual	Annual	Comments
Darien	\$ 41,900	\$ 65,246	\$2,550 merit included. \$1,200 match in IRA not included
Itasca	\$ 45,039	\$ 62,690	Has 3 Admin Assistants: PW/PD/CD in same range
*Warrenville	\$ 46,901	\$ 64,488	
*Westmont	\$ 46,820	\$ 64,376	
Winfield	\$ 50,409	\$ 67,745	Called Police Records Clerk
Wood Dale	\$ 51,235	\$ 76,315	All secretary/Exec. Asst have the same range
Woodridge	\$ 52,270	\$ 74,090	
Burr Ridge	\$ 47,120	\$ 65,932	
Clarendon Hills	\$ 55,140	\$ 63,017	
Hinsdale	\$ 50,047	\$ 72,769	
La Grange Park	\$ 44,028	\$ 60,695	
Oak Brook	\$ 47,008	\$ 63,586	
Totals	\$ 577,917	\$ 800,948	
Average	\$ 48,160	\$ 66,746	
Willowbrook	\$ 44,403	\$ 62,821	
*The above salary ranges for Warrenville, Westmont & Willowbrook are FY 19/20. All others are current			

**VILLAGE OF WILLOWBROOK
CHECKS ISSUED
FISCAL YEAR 2020-21**

<u>MONTH</u>	<u>BOARD APPROVED WARRANTS</u>	<u>GROSS PAYROLL (ACTIVE & POLICE PENSION)</u>	<u>Note 1 HANDWRITTEN CHECKS</u>	<u>MONTHLY TOTAL</u>
MAY	\$ 398,439.74	\$ 130,024.14		
MAY	256,398.44	266,579.75	\$ -	\$ 1,051,442.07
JUNE				
JUNE				\$ -
JULY				
JULY				
JULY				\$ -
AUG				
AUG				\$ -
SEPT				
SEPT				\$ -
OCT				
OCT				\$ -
NOV				
NOV				\$ -
DEC				
DEC - safety				
DEC				
DEC				\$ -
JAN				
JAN				\$ -
FEB				
FEB				\$ -
MAR				
MAR				\$ -
APR				
APR				\$ -
	<u>\$ 654,838.18</u>	<u>\$ 396,603.89</u>	<u>\$ -</u>	<u>\$ 1,051,442.07</u>

Note 1 Handwritten checks from prior month that appear on next warrant report have been subtracted so they are not double counted

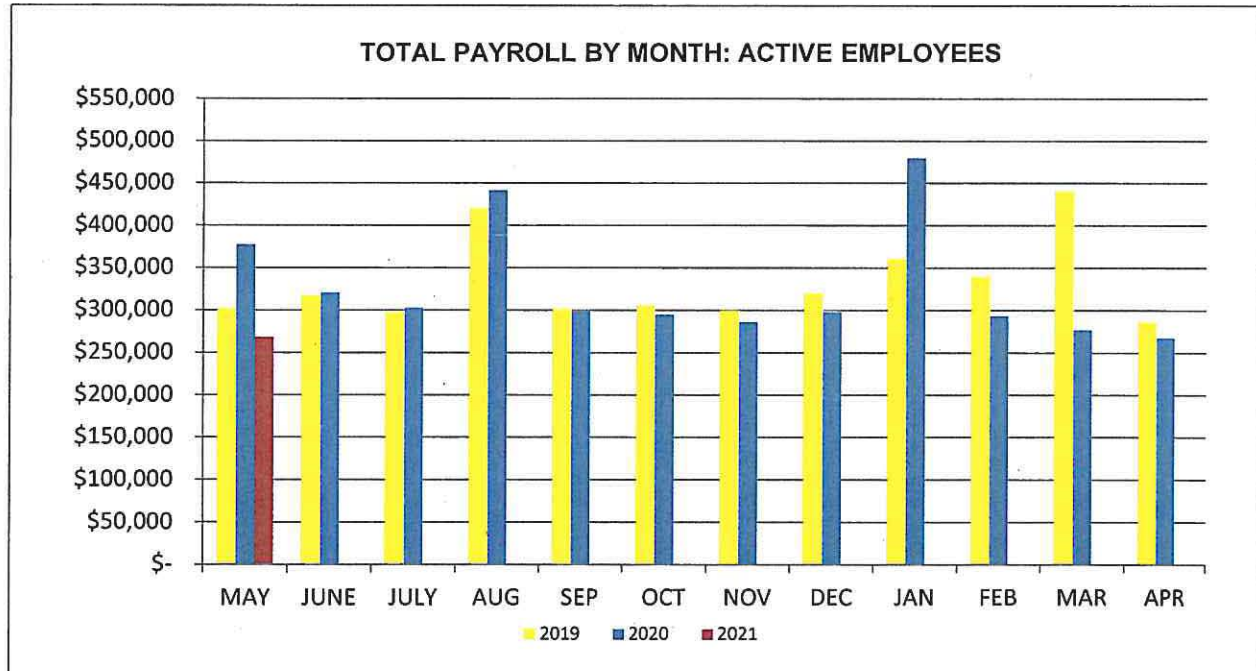
**VILLAGE OF WILLOWBROOK
PAYROLL - BY MONTH/YEAR
FY 2019 - FY 2021**

MONTHLY PAYROLL TOTALS (ACTIVE EMPLOYEES ONLY)

MONTH	FISCAL 2019	# of payrolls	FISCAL 2020	# of payrolls	FISCAL 2021	# of payrolls
MAY	\$ 301,687	2	\$ 377,536	2 #	\$ 268,343	2
JUNE	317,099	2	320,347	2		
JULY	297,253	2	302,665	2		
AUG	419,939	3	441,619	3		
SEP	300,863	2	298,713	2		
OCT	305,363	2	295,042	2		
NOV	299,457	2	286,261	2		
DEC	319,762	2 *	297,759	2		
JAN	360,720	2	479,988	3		
FEB	339,471	2	293,442	2		
MAR	441,021	3	276,702	2		
APR	286,033	2	267,443	2		
TOTAL	\$ 3,988,667	26	\$ 3,937,518	26	\$ 268,343	2
AVERAGE PAYROLL	\$ 153,410		\$ 151,443		\$ 134,171	
CHANGE FROM PRIOR YEAR			-1.28%		-11.40%	

* Includes safety incentive

Includes Village Administrator retirement payout

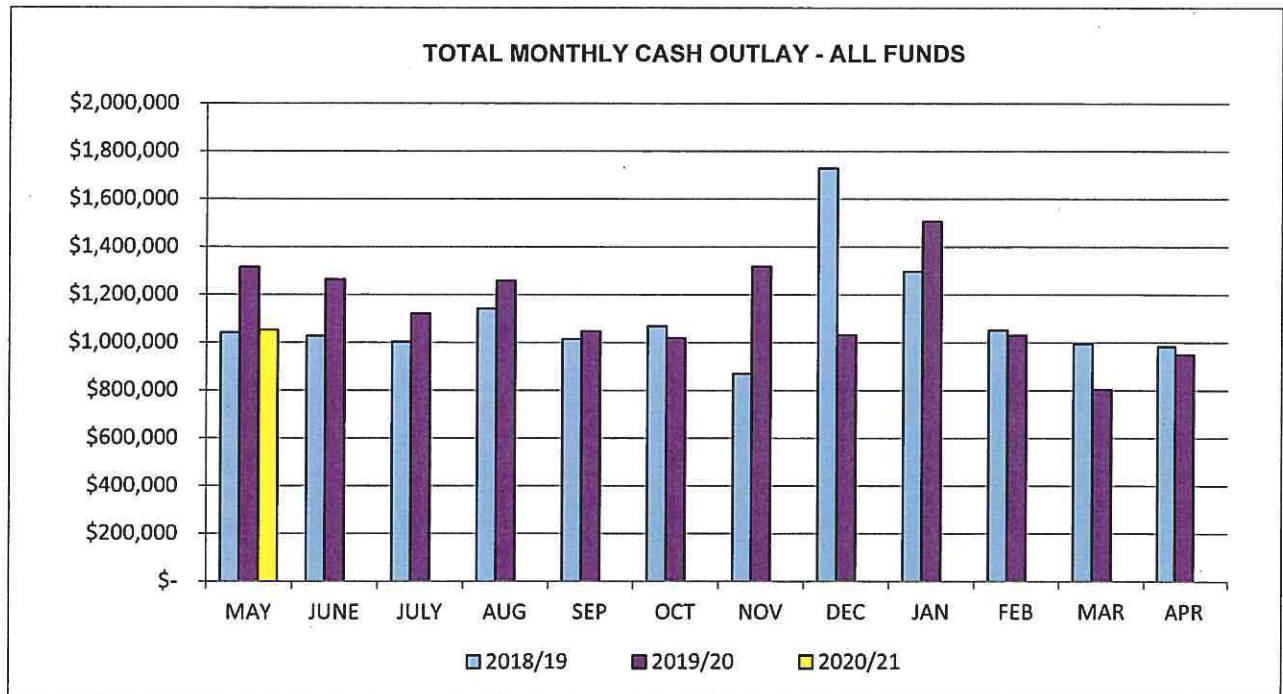


**VILLAGE OF WILLOWBROOK
CASH OUTLAY
ALL FUNDS**

MONTH	MONTHLY TOTALS			DAILY AVERAGE FISCAL 2020/21
	FISCAL 2018/19	FISCAL 2019/20	FISCAL 2020/21	
MAY	\$ 1,040,070	\$ 1,314,071 A	\$ 1,051,442	\$ 33,917
JUNE	1,027,203	1,262,520 A, B		-
JULY	1,002,201	1,119,427 B		-
AUG	1,140,853	1,257,122 B		-
SEP	1,013,460	1,046,271		-
OCT	1,067,553	1,017,789		-
NOV	868,212	1,316,561		-
DEC	1,728,219 B	1,030,423		-
JAN	1,295,655	1,506,560		-
FEB	1,050,881 A,B	1,028,991		-
MAR	994,241	803,457		-
APR	982,578 B	948,743		-
TOTAL	\$ 13,211,126	\$ 13,651,935	\$ 1,051,442	
AVERAGE	\$ 1,100,927	\$ 1,137,661	\$ 1,051,442	\$ 2,826

A Includes retirement payout

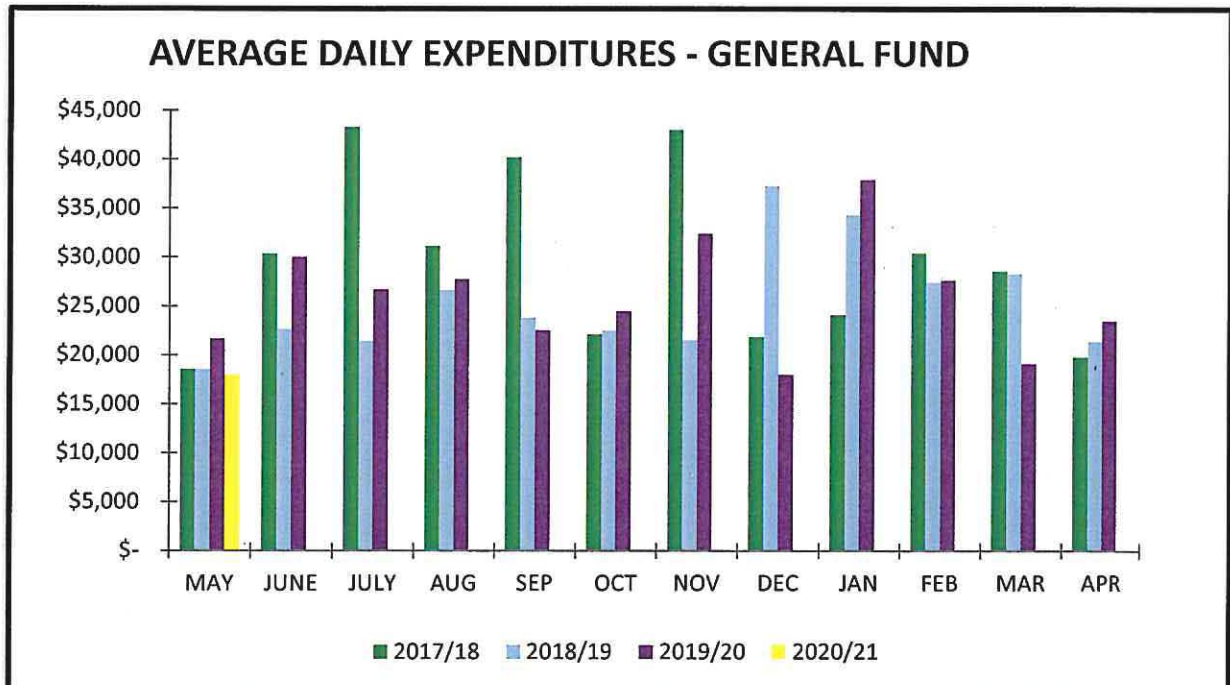
B Includes payment to LJ Morse for CRC exterior renovation



**VILLAGE OF WILLOWBROOK
AVERAGE DAILY EXPENDITURES
GENERAL FUND**

MONTH	FISCAL 2017/18	FISCAL 2018/19	FISCAL 2019/20	FISCAL 2020/21
MAY	\$ 18,548	\$ 18,531	\$ 21,671	\$ 17,998
JUNE	30,355	22,655	30,024	
JULY	43,297 A	21,462	26,717	
AUG	31,156	26,618	27,764	
SEP	40,215	23,835	22,574	
OCT	22,129	22,535	24,513	
NOV	43,060 A	21,549	32,423	
DEC	21,898	37,302 B	18,049	
JAN	24,115	34,349	37,955	
FEB	30,435	27,484 B	27,647	
MAR	28,627	28,355 B	19,121	
APR	19,842	21,433 B	23,489	
AVERAGE	\$ 29,473	\$ 25,509	\$ 25,995	\$ 17,998
% CHANGE		-13.45%	1.91%	-30.76%

- A** Includes contribution towards police dept renovation (transfer to LAFER Fund)
B Includes contribution towards CRC renovation (transfer to LAFER Fund)



**VILLAGE OF WILLOWBROOK
FINANCIAL REPORT
MUNICIPAL SALES AND USE TAXES**

MONTH DIST	SALE MADE						Difference from Prior Year
		16-17	17-18	18-19	19-20	20-21	
MAY	FEB	\$ 267,882	\$ 264,472	\$ 276,118	\$ 320,221	\$ 307,589	-3.94%
JUNE	MAR	312,681	304,436	334,282	360,870		-100.00%
JULY	APR	269,580	304,925	309,957	343,577		-100.00%
AUG	MAY	331,887	345,478	376,154	397,471		-100.00%
SEPT	JUNE	398,196	354,582	364,229	408,372		-100.00%
OCT	JULY	316,266	313,701	320,062	380,773		-100.00%
NOV	AUG	315,293	361,826	339,020	389,765		-100.00%
DEC	SEPT	325,374	334,582	342,467	363,388		-100.00%
JAN	OCT	289,208	312,400	329,103	375,088		-100.00%
FEB	NOV	304,898	319,012	362,572	368,379		-100.00%
MARCH	DEC	371,080	416,900	428,214	437,962		-100.00%
APRIL	JAN	263,392	285,192	296,927	311,493		-100.00%
TOTAL		\$ 3,765,737	\$ 3,917,506	\$ 4,079,105	\$ 4,457,359	\$ 307,589	
MTH AVG		\$ 313,811	\$ 326,459	\$ 339,925	\$ 371,447	\$ 307,589	
BUDGET		\$ 3,600,000	\$ 3,600,000	\$ 3,600,000	\$ 4,000,000	\$ 3,500,000	

YEAR TO DATE LAST YEAR : \$ 320,221
YEAR TO DATE THIS YEAR : \$ 307,589
DIFFERENCE : \$ (12,632)

PERCENTAGE CHANGE :

-3.94%

CURRENT FISCAL YEAR :

BUDGETED REVENUE: \$ 3,500,000
PERCENTAGE OF YEAR COMPLETED : 8.33%
PERCENTAGE OF REVENUE TO DATE : 8.79%
PROJECTION OF ANNUAL REVENUE : \$ 4,281,526
EST. DOLLAR DIFF ACTUAL TO BUDGET \$ 781,526
EST. PERCENT DIFF ACTUAL TO BUDGET 22.33%

VILLAGE OF WILLOWBROOK FINANCIAL REPORT BUSINESS DISTRICT SALES TAX

MONTH DIST	SALE MADE	16-17	17-18	18-19	19-20	20-21	Difference from Prior Year
MAY	FEB		\$ 33,892	\$ 33,887	\$ 47,967	\$ 47,374	-1.24%
JUNE	MAR		36,583	40,172	54,771		-100.00%
JULY	APR		35,311	34,830	53,799		-100.00%
AUG	MAY		38,019	39,441	57,570		-100.00%
SEPT	JUNE		37,321	40,597	58,915		-100.00%
OCT	JULY		34,773	38,253	56,043		-100.00%
NOV	AUG		40,727	42,081	57,905		-100.00%
DEC	SEPT		36,779	38,486	55,991		-100.00%
JAN	OCT		35,522	44,158	53,534		-100.00%
FEB	NOV		42,116	62,903	56,671		-100.00%
MARCH	DEC		57,664	79,892	75,234		-100.00%
APRIL	JAN	32,744	36,122	46,514	48,732		-100.00%
TOTAL		\$ 32,744	\$ 464,829	\$ 541,214	\$ 677,132	\$ 47,374	
MTH AVG		\$ 32,744	\$ 38,736	\$ 45,101	\$ 56,428	\$ 47,374	
BUDGET		\$ -	\$ 518,650	\$ 450,000	\$ 485,000	\$ 600,000	

YEAR TO DATE LAST YEAR : \$ 47,967
YEAR TO DATE THIS YEAR : \$ 47,374
DIFFERENCE : \$ (593)

PERCENTAGE CHANGE :

-1.24%

CURRENT FISCAL YEAR :

BUDGETED REVENUE: \$ 600,000
PERCENTAGE OF YEAR COMPLETED : 8.33%
PERCENTAGE OF REVENUE TO DATE : 7.90%
PROJECTION OF ANNUAL REVENUE : \$ 668,761
EST. DOLLAR DIFF ACTUAL TO BUDGET \$ 68,761
EST. PERCENT DIFF ACTUAL TO BUDGET 11.5%

VILLAGE OF WILLOWBROOK FINANCIAL REPORT MUNICIPAL INCOME TAXES

MONTH	16-17	Note 1 17-18	Note 2 18-19	Note 3 19-20	20-21	Difference from Prior Year
MAY	\$ 116,485	\$ 114,461	\$ 117,127	\$ 171,495	\$ 86,503	-49.56%
JUNE	55,680	59,196	54,108	53,557		-100.00%
JULY	79,465	78,309	73,159	80,093		-100.00%
AUG	46,276	37,423	53,704	57,414		-100.00%
SEPT	50,547	44,142	52,413	50,814		-100.00%
OCT	74,694	67,208	81,459	90,661		-100.00%
NOV	50,133	50,580	58,669	59,170		-100.00%
DEC	45,419	44,530	48,629	55,914		-100.00%
JAN	73,433	64,897	70,855	78,153		-100.00%
FEB	84,930	93,937	85,245	80,519		-100.00%
MARCH	44,453	47,225	51,328	60,474		-100.00%
APRIL	85,726	72,516	82,444	88,736		-100.00%
TOTAL	\$ 807,241	\$ 774,424	\$ 829,140	\$ 927,000	\$ 86,503	
MTH AVG	\$ 67,270	\$ 64,535	\$ 69,095	\$ 77,250	\$ 86,503	
BUDGET	\$ 740,418	\$ 862,540	\$ 736,319	\$ 815,000	\$ 717,000	

Note 1: 10% reduction in LGDF approved by State of IL (no reduction in Village budget)

Note 2: 5% reduction in LGDF approved by State of IL (Village budget reduced 10%)

Note 3: 5% reduction in LGDF continued by State of IL (Village budget reduced 5%)

YEAR TO DATE LAST YEAR:	\$ 171,495
YEAR TO DATE THIS YEAR:	\$ 86,503
DIFFERENCE:	\$ (84,992)

PERCENTAGE CHANGE:

-49.56%

BUDGETED REVENUE:	\$ 717,000
PERCENTAGE OF YEAR COMPLETED :	8.33%
PERCENTAGE OF REVENUE TO DATE :	12.06%
PROJECTION OF ANNUAL REVENUE :	\$ 467,584
EST. DOLLAR DIFF ACTUAL TO BUDGET	\$ (249,416)
EST. PERCENT DIFF ACTUAL TO BUDGET	-34.8%

VILLAGE OF WILLOWBROOK FINANCIAL REPORT MUNICIPAL UTILITY TAXES

Telecommunications Tax - 6% Nicor & Com-Ed - 5%

MONTH	16-17		17-18		18-19		19-20		20-21		Difference from Prior Year
MAY	\$	76,429	\$	71,829	\$	73,377	\$	67,576	\$	63,134	-6.57%
JUNE		73,715		72,444		66,122		61,990			-100.00%
JULY		78,330		73,703		68,284		63,109			-100.00%
AUG		79,068		79,315		76,782		69,155			-100.00%
SEPT		80,232		78,406		74,848		73,700			-100.00%
OCT		83,653		76,352		77,551		70,250			-100.00%
NOV		74,678		69,376		70,012		64,343			-100.00%
DEC		73,400		73,501		71,174		67,069			-100.00%
JAN		87,946		81,944		81,654		79,863			-100.00%
FEB		96,872		96,949		83,737		76,377			-100.00%
MARCH		90,339		84,801		90,851		78,561			-100.00%
APRIL		80,801		77,637		81,337		70,076			-100.00%
TOTAL	\$	975,463	\$	936,257	\$	915,729	\$	842,069	\$	63,134	
MTH AVG	\$	81,289	\$	78,021	\$	76,311	\$	70,172	\$	63,134	
BUDGET	\$	1,000,000	\$	1,000,000	\$	950,000	\$	898,000	\$	850,000	

YEAR TO DATE LAST YEAR: \$ 67,576

YEAR TO DATE THIS YEAR: \$ 63,134

DIFFERENCE: \$ (4,442)

PERCENTAGE CHANGE:

-6.57%

BUDGETED REVENUE: \$ 850,000

PERCENTAGE OF YEAR COMPLETED : 8.33%

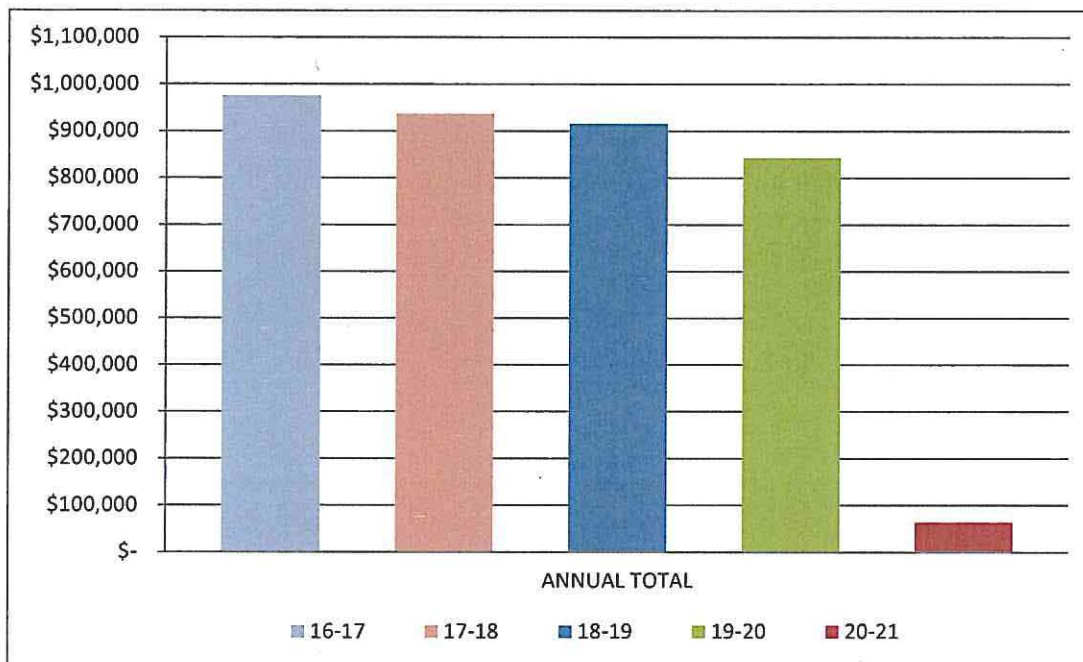
PERCENTAGE OF REVENUE TO DATE : 7.43%

PROJECTION OF ANNUAL REVENUE : \$ 786,717

EST. DOLLAR DIFF ACTUAL TO BUDGET \$ (63,283)

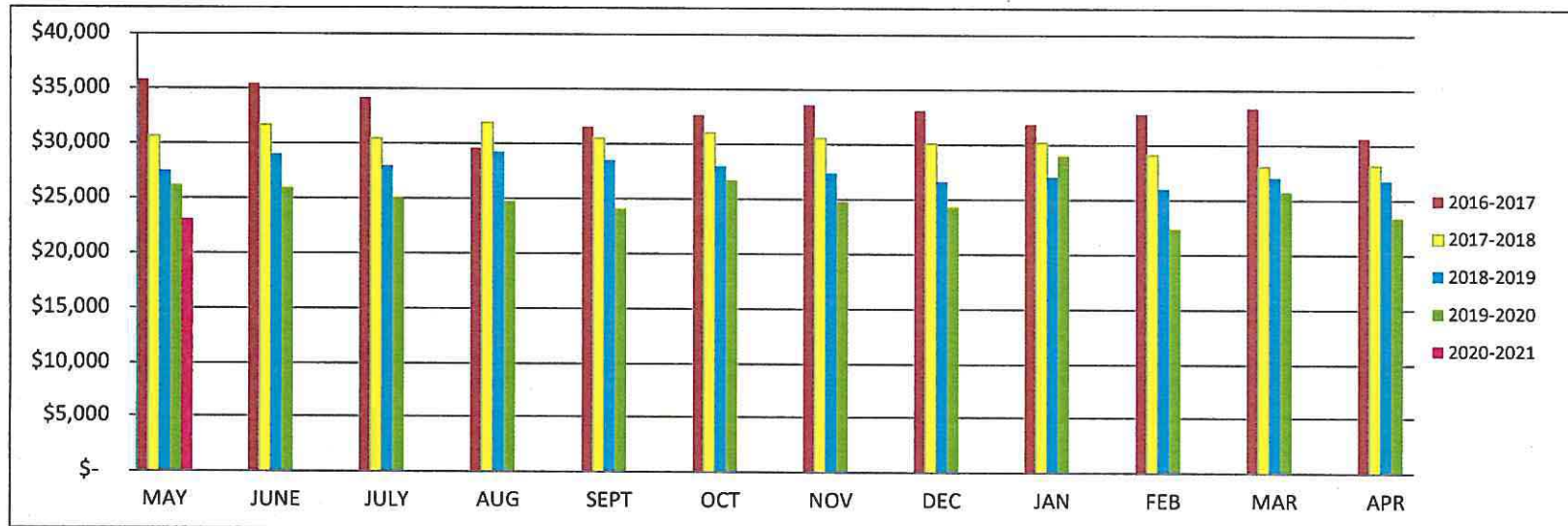
EST. PERCENT DIFF ACTUAL TO BUDGET

-7.4%



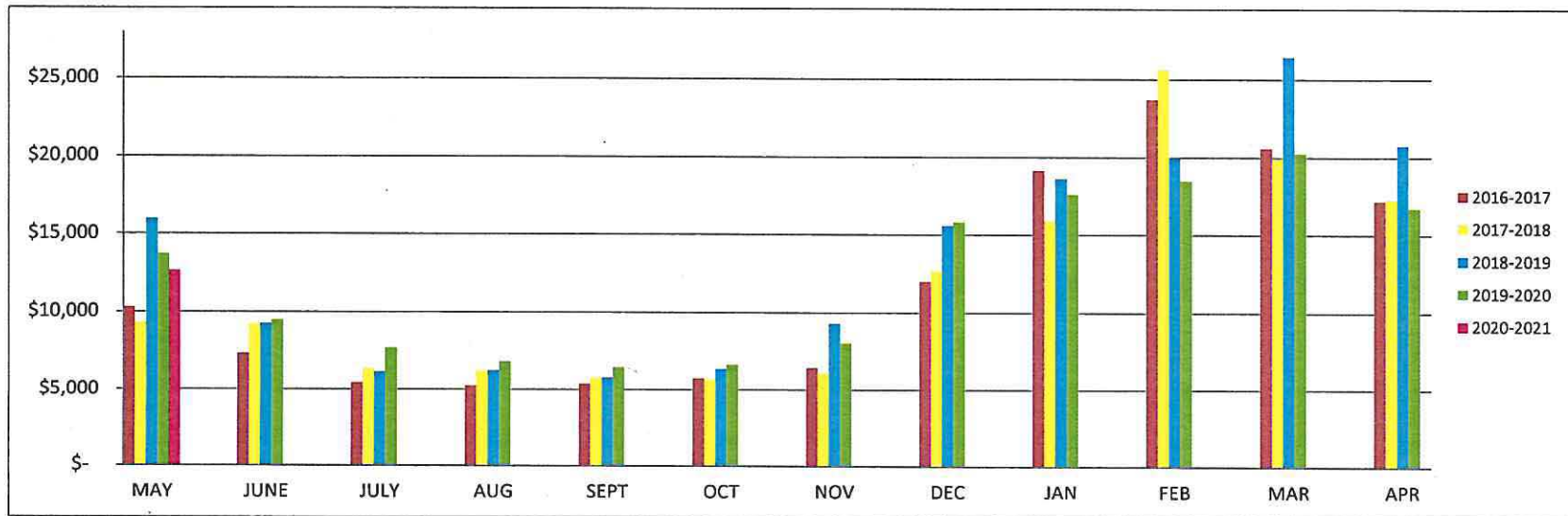
VILLAGE OF WILLOWBROOK
SIMPLIFIED TELECOMMUNICATION TAX
CASH BASIS

	<u>2015-2016</u>	<u>2016-2017</u>	<u>2017-2018</u>	<u>2018-2019</u>	<u>2019-2020</u>	<u>2020-2021</u>		
MAY	\$ 35,456	\$ 35,774	\$ 30,650	\$ 27,516	\$ 26,182	\$ 23,080		
JUNE	37,901	35,405	31,679	28,991	25,921			
JULY	34,148	34,133	30,435	27,985	25,080			
AUG	34,626	29,565	31,879	29,221	24,736			
SEPT	34,389	31,506	30,495	28,519	24,084			
OCT	35,567	32,636	31,009	27,985	26,712			
NOV	37,509	33,567	30,559	27,346	24,746			
DEC	35,136	33,074	30,112	26,616	24,315			
JAN	34,752	31,848	30,180	27,034	28,967		YTD PRIOR YEAR	\$ 26,182
FEB	32,046	32,796	29,102	25,975	22,329		YTD CURRENT YEAR	\$ 23,080
MAR	39,967	33,363	28,050	27,021	25,711		DIFFERENCE	\$ (3,102)
APR	33,877	30,616	28,170	26,725	23,359		PERCENTAGE CHANGE	-11.85%
TOTAL:	\$ 425,374	\$ 394,283	\$ 362,320	\$ 330,934	\$ 302,142	\$ 23,080	5 year annual average:	\$ 363,011



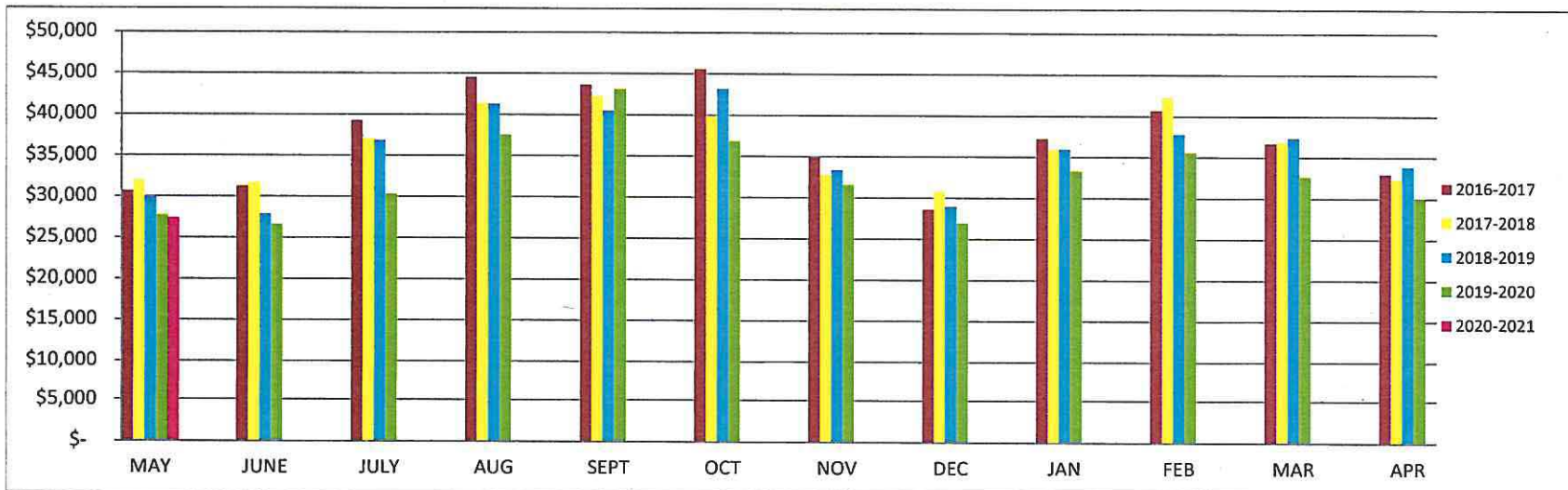
VILLAGE OF WILLOWBROOK
UTILITY TAX
NORTHERN ILLINOIS GAS
CASH BASIS

	<u>2015-2016</u>	<u>2016-2017</u>	<u>2017-2018</u>	<u>2018-2019</u>	<u>2019-2020</u>	<u>2020-2021</u>		
MAY	\$ 10,832	\$ 10,304	\$ 9,264	\$ 15,975	\$ 13,692	\$ 12,652		
JUNE	6,932	7,347	9,161	9,247	9,463			
JULY	6,147	5,462	6,341	6,155	7,695			
AUG	5,482	5,261	6,175	6,253	6,826			
SEPT	5,187	5,386	5,736	5,810	6,482			
OCT	5,873	5,747	5,600	6,372	6,657			
NOV	7,043	6,471	6,071	9,305	8,023			
DEC	8,900	12,010	12,635	15,590	15,814			
JAN	12,720	19,149	15,856	18,618	17,596		YTD PRIOR YEAR	\$ 13,692
FEB	16,804	23,695	25,618	19,961	18,474		YTD CURRENT YEAR	\$ 12,652
MAR	17,469	20,597	19,908	26,447	20,236		DIFFERENCE	\$ (1,040)
APR	13,062	17,197	17,257	20,770	16,723		PERCENTAGE CHANGE	-7.60%
TOTAL:	\$ 116,451	\$ 138,626	\$ 139,622	\$ 160,503	\$ 147,681	\$ 12,652	<i>5 year annual average:</i>	\$ 140,577



VILLAGE OF WILLOWBROOK
UTILITY TAX
COMMONWEALTH EDISON
CASH BASIS

	2015-2016	2016-2017	2017-2018	2018-2019	2019-2020	2020-2021		
MAY	\$ 29,829	\$ 30,662	\$ 31,915	\$ 29,886	\$ 27,702	\$ 27,402		
JUNE	32,626	31,275	31,604	27,884	26,606			
JULY	34,803	39,258	36,927	36,894	30,334			
AUG	37,683	44,561	41,261	41,308	37,593			
SEPT	44,502	43,660	42,175	40,520	43,134			
OCT	43,645	45,590	39,743	43,194	36,881			
NOV	33,301	34,959	32,746	33,361	31,574			
DEC	29,440	28,636	30,754	28,968	26,940			
JAN	35,753	37,269	35,908	36,002	33,300		YTD PRIOR YEAR	\$ 27,702
FEB	41,787	40,701	42,229	37,801	35,574		YTD CURRENT YEAR	\$ 27,402
MAR	38,065	36,699	36,843	37,383	32,614		DIFFERENCE	\$ (300)
APR	32,026	32,988	32,209	33,842	29,994		PERCENTAGE CHANGE	-1.08%
TOTAL:	\$ 433,460	\$ 446,258	\$ 434,314	\$ 427,043	\$ 392,246	\$ 27,402	5 year annual average:	\$ 426,664



VILLAGE OF WILLOWBROOK FINANCIAL REPORT MUNICIPAL GAS TAX

Note 1

MONTH	19-20	20-21
MAY	\$ -	\$ 14,243
JUNE	-	
JULY	-	
AUG	-	
SEPT	-	
OCT	-	
NOV	-	
DEC	-	
JAN	23,074	
FEB	25,823	
MARCH	24,799	
APRIL	20,771	
TOTAL	\$ 94,467	\$ 14,243
MTH AVG		\$ 14,243
BUDGET		\$ 275,000

Note 1 - The Village implemented the \$.05/gallon local gas tax effective Dec 1, 2019

YEAR TO DATE LAST YEAR:	\$ -
YEAR TO DATE THIS YEAR:	\$ 14,243
DIFFERENCE:	\$ 14,243
PERCENTAGE CHANGE:	#DIV/0!
BUDGETED REVENUE:	\$ 275,000
PERCENTAGE OF YEAR COMPLETED :	8.33%
PERCENTAGE OF REVENUE TO DATE :	5.18%
PROJECTION OF ANNUAL REVENUE :	#DIV/0!
EST. DOLLAR DIFF ACTUAL TO BUDGET	#DIV/0!
EST. PERCENT DIFF ACTUAL TO BUDGET	#DIV/0!

**VILLAGE OF WILLOWBROOK
FINANCIAL REPORT
PLACES OF EATING TAXES**

MONTH	16-17	17-18	18-19	19-20	20-21	Difference from Prior Year
MAY	\$ 41,442	\$ 39,855	\$ 40,666	\$ 45,278	\$ 22,135	-51.11%
JUNE	45,625	43,516	44,029	47,281		-100.00%
JULY	47,842	42,679	47,244	49,632		-100.00%
AUG	43,496	41,124	44,386	47,229		-100.00%
SEPT	42,850	44,371	44,262	47,289		-100.00%
OCT	43,124	41,841	44,738	44,074		-100.00%
NOV	40,684	40,921	41,827	46,319		-100.00%
DEC	40,440	40,544	44,667	43,028		-100.00%
JAN	35,511	58,256	44,111	50,666		-100.00%
FEB	35,157	39,067	46,802	38,894		-100.00%
MARCH	43,213	36,762	39,793	44,330		-100.00%
APRIL	41,137	45,969	46,283	33,620		-100.00%
TOTAL	\$ 500,521	\$ 514,905	\$ 528,808	\$ 537,640	\$ 22,135	
MTH AVG	\$ 41,710	\$ 42,909	\$ 44,067	\$ 44,803	\$ 22,135	
BUDGET	\$ 475,000	\$ 485,000	\$ 485,000	\$ 500,000	\$ 400,000	

YEAR TO DATE LAST YEAR:	\$ 45,278
YEAR TO DATE THIS YEAR:	\$ 22,135
DIFFERENCE:	\$ (23,143)

PERCENTAGE OF INCREASE:

-51.11%

BUDGETED REVENUE:	\$ 400,000
PERCENTAGE OF YEAR COMPLETED :	8.33%
PERCENTAGE OF REVENUE TO DATE :	5.53%
PROJECTION OF ANNUAL REVENUE :	\$ 262,835
EST. DOLLAR DIFF ACTUAL TO BUDGET	\$ (137,165)
EST. PERCENT DIFF ACTUAL TO BUDGET	-34.29%

VILLAGE OF WILLOWBROOK FINANCIAL REPORT FINES

MONTH DIST	Note 1					Difference from Prior Year
	16-17	17-18	18-19	19-20	20-21	
MAY	\$ 11,090	\$ 16,151	\$ 10,691	\$ 10,567	\$ 4,026	-61.90%
JUNE	9,365	13,897	16,043	9,197		-100.00%
JULY	12,157	11,415	7,454	15,022		-100.00%
AUG	15,130	20,048	11,967	9,650		-100.00%
SEPT	9,867	12,359	8,190	11,409		-100.00%
OCT	15,810	12,269	13,672	13,808		-100.00%
NOV	13,410	9,357	11,179	3,074		-100.00%
DEC	12,631	10,790	10,998	16,657		-100.00%
JAN	21,272	9,705	10,916	23,297		-100.00%
FEB	13,571	11,525	12,376	10,422		-100.00%
MARCH	17,407	11,820	8,467	15,919		-100.00%
APRIL	12,327	15,939	9,979	2,819		-100.00%
TOTAL	\$ 164,037	\$ 155,275	\$ 131,932	\$ 141,841	\$ 4,026	

DUI Fines	\$	-	\$	-	\$	-	\$	2,762	\$	89
Overweight	\$	-	\$	-	\$	-	\$	9,632	\$	165
Circuit Court	\$	112,614	\$	125,993	\$	104,904	\$	90,723	\$	2,772
Village issued	\$	51,423	\$	29,282	\$	27,028	\$	38,724	\$	1,000
	\$	164,037	\$	155,275	\$	131,932	\$	141,841	\$	4,026

MTH AVG	\$	13,670	\$	12,940	\$	10,994	\$	11,820	\$	4,026
---------	----	--------	----	--------	----	--------	----	--------	----	-------

BUDGET \$ 130,000 \$ 130,000 \$ 130,000 \$ 125,000 \$ 123,000

YEAR TO DATE LAST YEAR : \$ 10,567

YEAR TO DATE THIS YEAR : \$ 4,026

DIFFERENCE : \$ (6,541)

PERCENTAGE CHANGE

-61.90%

BUDGETED REVENUE: \$ 123,000

PERCENTAGE OF YEAR COMPLETED : 8.33%

PERCENTAGE OF REVENUE TO DATE : 3.27%

PROJECTION OF ANNUAL REVENUE : \$ 54,041

EST. DOLLAR DIFF ACTUAL TO BUDGET	\$ (68,959)
-----------------------------------	-------------

EST. PERCENT DIFF ACTUAL TO BUDGET -56.06%

Note 1 - Began collecting overweight truck fines beginning August 2019

**VILLAGE OF WILLOWBROOK
FINANCIAL REPORT
RED LIGHT FINES**

MONTH DIST	Note 1					Difference from Prior Year
	16-17	17-18	18-19	19-20	20-21	
MAY	\$ 60,454	\$ 57,850	\$ 75,711	\$ 53,890	\$ 33,100	-38.58%
JUNE	76,985	48,425	69,125	50,335		-100.00%
JULY	70,820	60,185	82,250	73,600		-100.00%
AUG	84,520	49,475	92,970	78,455		-100.00%
SEPT	81,365	52,170	86,300	70,770		-100.00%
OCT	66,295	50,230	95,425	67,034		-100.00%
NOV	50,555	51,165	84,560	60,280		-100.00%
DEC	50,850	50,575	85,365	66,015		-100.00%
JAN	59,660	44,045	73,419	58,086		-100.00%
FEB	38,590	64,700	68,560	47,375		-100.00%
MARCH	36,200	71,567	59,010	50,250		-100.00%
APRIL	43,500	74,330	59,345	41,065		-100.00%

TOTAL	\$ 719,794	\$ 674,717	\$ 932,040	\$ 717,155	\$ 33,100
-------	------------	------------	------------	------------	-----------

MTH AVG	\$ 59,983	\$ 56,226	\$ 77,670	\$ 59,763	\$ 33,100
---------	-----------	-----------	-----------	-----------	-----------

BUDGET	\$ 525,000	\$ 560,000	\$ 560,000	\$ 600,000	\$ 565,000
--------	------------	------------	------------	------------	------------

YEAR TO DATE LAST YEAR :	\$ 53,890
--------------------------	-----------

YEAR TO DATE THIS YEAR :	\$ 33,100
--------------------------	-----------

DIFFERENCE :	\$ (20,790)
--------------	-------------

PERCENTAGE CHANGE:	-38.58%
--------------------	---------

BUDGETED REVENUE:	\$ 565,000
-------------------	------------

PERCENTAGE OF YEAR COMPLETED :	8.33%
--------------------------------	-------

PERCENTAGE OF REVENUE TO DATE :	5.86%
---------------------------------	-------

PROJECTION OF ANNUAL REVENUE :	\$ 440,487
--------------------------------	------------

EST. DOLLAR DIFF ACTUAL TO BUDGET	\$ (124,513)
-----------------------------------	--------------

EST. PERCENT DIFF ACTUAL TO BUDGET	-22.0%
------------------------------------	--------

Note 1 - The 63rd St./Rt. 83 camera also down from 5/22/2015-9/26/2017 for camera maintenance/upgrade and as required by IDOT during the ongoing construction of the intersection.

VILLAGE OF WILLOWBROOK FINANCIAL REPORT BUILDING PERMITS

MONTH	16-17	17-18	18-19	19-20	20-21	Difference from Prior Year
MAY	\$ 28,379	\$ 74,352 ^{1,2}	\$ 53,165	\$ 25,054	\$ 41,190	64.40%
JUNE	12,846	15,651	63,398 ⁴	19,755		-100.00%
JULY	19,166	34,261	87,643 ^{2,5}	86,908 ⁷		-100.00%
AUG	59,754 ¹	63,136	42,532	12,752		-100.00%
SEPT	62,108 ¹	39,902	30,008	21,357		-100.00%
OCT	127,894 ¹	60,823	24,737	58,337		-100.00%
NOV	72,070	43,295	61,612	21,873		-100.00%
DEC	9,338	11,428	23,253	15,659		-100.00%
JAN	39,549	62,106 ³	47,395	144,660 ⁸		-100.00%
FEB	25,008	27,862	230,171 ⁶	30,132		-100.00%
MARCH	15,940	28,651	16,948	28,820		-100.00%
APRIL	16,072	150,099 ³	29,191	150,230 ³		-100.00%
TOTAL	\$ 488,124	\$ 611,566	\$ 710,053	\$ 615,537	\$ 41,190	
MTH AVG	\$ 40,677	\$ 50,964	\$ 59,171	\$ 51,295	\$ 41,190	
BUDGET	\$ 225,000	\$ 240,000	\$ 250,000	\$ 275,000	\$ 285,000	

YEAR TO DATE LAST YEAR:	\$ 25,054
YEAR TO DATE THIS YEAR:	\$ 41,190
DIFFERENCE:	\$ 16,136

PERCENTAGE OF CHANGE:

64.40%

BUDGETED REVENUE:	\$ 285,000
PERCENTAGE OF YEAR COMPLETED :	8.33%
PERCENTAGE OF REVENUE TO DATE :	14.45%
PROJECTION OF ANNUAL REVENUE :	\$ 1,011,973
EST. DOLLAR DIFF ACTUAL TO BUDGET	\$ 726,973
EST. PERCENT DIFF ACTUAL TO BUDGET	255.08%

- 1- includes permit to Peter Michael Realty
- 2 - includes permit to Willowbrook Inn
- 3 - includes permit to Compass Arena
- 4 - includes permit to Power Construction (former Turtle Wax bldg)
- 5 - includes permits to Willowbrook Ice Arena
- 6- includes permits to ROC Willowbrook for new storage facility (2 buildings)
- 7 - includes permit for Target interior remodel
- 8 - includes Beyond Self Storage permit

VILLAGE OF WILLOWBROOK FINANCIAL REPORT WATER SALES REVENUE

BILLING MONTH	Note 1					Difference from Prior Year
	16-17	17-18	18-19	19-20	20-21	
MAY	\$ 263,161	\$ 247,847	\$ 238,010	\$ 235,731	\$ 229,554	-2.6%
JUNE	336,148	315,225	324,934	310,934		-100.0%
JULY	239,324	238,556	231,577	226,646		-100.0%
AUG	322,609	335,018	316,533	310,599		-100.0%
SEPT	544,406	351,489	370,074	349,902		-100.0%
OCT	255,530	257,241	240,680	250,311		-100.0%
NOV	312,524	320,151	302,506	288,728		-100.0%
DEC	318,013	329,836	309,763	271,826		-100.0%
JAN	217,387	207,114	208,767	202,532		-100.0%
FEB	223,201	250,258	252,660	247,636		-100.0%
MARCH	294,917	301,012	304,339	302,192		-100.0%
APRIL	214,681	207,182	208,825	200,062		-100.0%
TOTAL	\$ 3,541,901	\$ 3,360,929	\$ 3,308,668	\$ 3,197,099	\$ 229,554	
MTH AVG	\$ 295,158	\$ 280,077	\$ 275,722	\$ 266,425	\$ 229,554	
BUDGET	\$ 3,545,000	\$ 3,545,000	\$ 3,545,000	\$ 3,200,000	\$ 3,200,000	

The last rate increase was 12%, effective 1/1/15

Note 1 - Sept 2016 includes catch-up bill for shopping center \$181,169

YEAR TO DATE LAST YEAR:	\$ 235,731
YEAR TO DATE THIS YEAR:	\$ 229,554
DIFFERENCE:	\$ (6,177)
PERCENTAGE OF INCREASE:	-2.62%
BUDGETED REVENUE:	\$ 3,200,000
PERCENTAGE OF YEAR COMPLETED :	8.33%
PERCENTAGE OF REVENUE TO DATE :	7.17%
PROJECTION OF ANNUAL REVENUE :	\$ 3,113,324
EST. DOLLAR DIFF ACTUAL TO BUDGET	\$ (86,676)
EST. PERCENT DIFF ACTUAL TO BUDGET	-2.71%

VILLAGE OF WILLOWBROOK FINANCIAL REPORT MUNICIPAL HOTEL/MOTEL TAXES

Note 2

MONTH	16-17		17-18		18-19		19-20		20-21	Difference from Prior Year
MAY	\$	18,523	\$	20,240	\$	19,596	\$	20,574	\$ 10,247	-50.19%
JUNE		21,089		22,069		24,542		23,851		-100.00%
JULY		22,892		25,925		28,692		26,312		-100.00%
AUG		28,480		27,346		28,026		27,034		-100.00%
SEPT		19,562		21,506		22,570		26,252		-100.00%
OCT		26,887		27,690		23,943		19,660		-100.00%
NOV		21,561		21,655		23,345		21,112		-100.00%
DEC		20,626		17,117		17,997		19,517		-100.00%
JAN		16,184		14,899		15,768		17,169		-100.00%
FEB		13,982		12,963		15,144		15,871		-100.00%
MARCH		13,759		13,893		14,187		11,116		-100.00%
APRIL		18,825		17,918		19,097		11,764		-100.00%
TOTAL	\$	242,370	\$	243,221	\$	252,907	\$	240,232	\$ 10,247	
MTH AVG	\$	20,198	\$	20,268	\$	21,076	\$	20,019	\$ 10,247	
BUDGET	\$	243,000	\$	232,365	\$	246,000	\$	248,000	\$ 248,000 (General Fund)	

Note 1 -The Willowbrook Inn closed on January 22, 2016.

Note 2 - The Village raised the hotel tax from 5% to 6% effective Nov. 1, 2019 (payments collected in Dec 2019).

YEAR TO DATE LAST YEAR:	\$	20,574
YEAR TO DATE THIS YEAR:	\$	10,247
DIFFERENCE:	\$	(10,327)

PERCENTAGE CHANGE:	-50.19%
--------------------	---------

BUDGETED REVENUE:	\$	216,000
PERCENTAGE OF YEAR COMPLETED :		8.33%
PERCENTAGE OF REVENUE TO DATE :		4.74%
PROJECTION OF ANNUAL REVENUE :	\$	119,649
EST. DOLLAR DIFF ACTUAL TO BUDGET	\$	(96,351)
EST. PERCENT DIFF ACTUAL TO BUDGET		-44.6%

VILLAGE OF WILLOWBROOK FINANCIAL REPORT MOTOR FUEL TAX

MONTH DIST	Note 1						Difference from Prior Year
	16-17	17-18	18-19	19-20	20-21		
MAY	\$ 19,435	\$ 18,698	\$ 19,550	\$ 18,903	\$ 25,329		33.99%
JUNE	19,302	18,958	17,998	17,323			-100.00%
JULY	12,173	15,055	16,495	15,793			-100.00%
AUG	19,538	19,740	19,360	19,740			-100.00%
SEPT	18,555	18,646	18,668	28,399			-100.00%
OCT	16,379	16,481	15,595	30,847			-100.00%
NOV	18,960	18,870	20,460	28,304			-100.00%
DEC	19,318	19,231	19,263	31,871			-100.00%
JAN	20,259	18,870	18,549	37,488			-100.00%
FEB	19,259	19,320	18,528	26,564			-100.00%
MARCH	18,362	16,738	16,851	26,278			-100.00%
APRIL	15,656	16,593	16,115	27,205			-100.00%
TOTAL	\$ 217,196	\$ 217,200	\$ 217,432	\$ 308,715	\$ 25,329		
MTH AVG	\$ 18,100	\$ 18,100	\$ 18,119	\$ 25,726	\$ 25,329		
BUDGET	\$ 221,186	\$ 219,905	\$ 219,905	\$ 217,343	\$ 310,429		

YEAR TO DATE LAST YEAR :	\$ 18,903
YEAR TO DATE THIS YEAR :	\$ 25,329
DIFFERENCE :	\$ 6,426

PERCENTAGE OF CHANGE:

33.99%

BUDGETED REVENUE:	\$ 310,429
PERCENTAGE OF YEAR COMPLETED :	8.33%
PERCENTAGE OF REVENUE TO DATE :	8.16%
PROJECTION OF ANNUAL REVENUE :	\$ 413,661
EST. DOLLAR DIFF ACTUAL TO BUDGET	\$ 103,232
EST. PERCENT DIFF ACTUAL TO BUDGET	33.3%

Note 1- 1st distribution of the Transportation Renewal Fund (eff. July 2019) - \$.19/gallon tax remitted in September 2019. 15.71% goes to municipalities.